

W&A

VICTORIA & ALBERT  
BROADBEACH



20 ALBERT AVENUE BROADBEACH, GOLD COAST

‘We have a unique opportunity to create something extraordinary for Broadbeach and we don’t take that responsibility lightly.’



SAM ARNAOUT, CEO – IRIS CAPITAL

#### INTRODUCING V&A

Designed by highly regarded architects DBI, V&A is a mixed-use development comprising two spectacular residential towers, Victoria Residences and Albert Residences, a luxury subtropical recreational podium, sky residences, private amenity, two levels of premium office space and commercial facilities and a vibrant new retail arcade. It truly is everything and more.



V&A FACADE – ARTIST IMPRESSION




FACADE DETAIL – ARTIST IMPRESSION


V&A  
THE NEIGHBOURHOOD

Laid back and effortlessly cool, every day feels like a holiday in Broadbeach. Although the neighbourhood has evolved to cater to all the requirements of modern, urban life, it has retained the relaxed, welcoming charm that has long been associated with beachside living.

You can leave the car at home and enjoy a wealth of premium amenity, simply by going for a leisurely stroll. No matter the route you take, you'll always find new restaurants and bars to sample, shops to explore or unique and beautiful landscapes to lose yourself in. V&A puts you at the heart of it all.



KURRAWA BEACH (400M / 6MIN WALK)



V&A

- CURRUMBIN
- BURLEIGH HEADLAND
- KURRAWA SURF CLUB
- BURLEIGH GOLF CLUB
- KURRAWA PARK
- MERMAID WATERS
- THE ORACLE BOULEVARD
- BROADBEACH MALL
- BOND UNIVERSITY
- PACIFIC FAIR SHOPPING CENTRE
- LIGHT RAIL
- THE STAR CASINO

**FOOD & WINE**

- 1 Kurrawa Surf Club
  - 2 Elk Espresso
  - 3 Koi Broadbeach
  - 4 Moo Moo The Wine Bar + Grill
  - 5 Mamasan Kitchen + Bar
  - 6 Social Eating House + Bar
  - 7 Nineteen At The Star
  - 8 Kiyomi
  - 9 Miss Moneypenny's
  - 10 Iyara Thai Restaurant
  - 11 Easy Street Diner
  - 12 Le Cafe Gourmand
  - 13 Bam Bam Bakehouse
  - 14 Temple Of Spices
  - 15 The Glenelg Public House
  - 16 Little Truffle
  - 17 Etsu Izakaya
  - 18 Alkemist
  - 19 Sandrino Kitchen & Bar
  - 20 Metro Coffee
  - 21 Moana Restaurant & Bar
  - 22 Edgewater Dining & Lounge
  - 23 Palette Restaurant
- 24 The Exhibitionist Bar
  - 25 Alfresco Italian Restaurant
  - 26 Asami Teppanyaki
  - 27 Shiraz Authentic Persian Restaurant
  - 28 Izakaya Umakamon
  - 29 Brazilian Flame Bar & Grill
  - 30 Costa D'oro
  - 31 Sagano
  - 32 Espresso Bonsai
- RETAIL & LEISURE**
- 33 Bvlgari
  - 34 Bally
  - 35 David Jones
  - 36 Louis Vuitton
  - 37 Hermès
  - 38 Tiffany & Co.
  - 39 Gucci
  - 40 Homemaker Centre
  - 41 SkyPoint Observation Deck
  - 42 Surfers Paradise Esplanade
  - 43 Chevron Renaissance Shopping Centre
  - 44 Surfers Paradise Beachfront Markets



**FOOD & WINE**

- 1 Lime Kitchen & Bar
  - 2 Yellowfin Seafood Restaurant
  - 3 Sage Restaurant & Bar
  - 4 Haveli Authentic Indian Cuisine
  - 5 The Gelato Shop
  - 6 Arigatou Teppanyaki
  - 7 On Fire Broadbeach Greek Taverna
  - 8 Manihani Indian Restaurant
  - 9 Sushi Train
  - 10 Vivid Shisha Lounge & Tapas Bar
  - 11 Aloha Bar & Dining
  - 12 Double Zero
  - 13 Alachati Restaurant/Bar
  - 14 Don't Gnocc It Restaurant
  - 15 Rumi Persian Restaurant
  - 16 Smokehouse Meat & Co Grill
  - 17 Cha Cha Japanese Restaurant
  - 18 Valentinos
  - 19 George's On Broadbeach
  - 20 Maggie Choo
  - 21 Crema Espresso
  - 22 Koi Broadbeach
  - 23 Murasaki Teppanyaki
  - 24 Hand Coffee
  - 25 Brew Brew Bubble Tea
  - 26 Roosevelt Lounge
  - 27 The Loose Moose Tap & Grill House
  - 28 Sofia's Restaurant & Bar
  - 29 Madison's Cafe
  - 30 Harajuku
  - 31 Grand Dynasty
  - 32 Marios Italian Restaurant
  - 33 Beachside Pavilion
- 34 Elk Espresso
  - 35 Tower 28 Café
  - 36 Broadbeach Tavern
  - 37 The Cardamom Pod
  - 38 Moo Moo The Wine Bar + Grill
  - 39 Gemelli Italian
  - 40 The Lucky Squire
  - 41 Mamasan Kitchen + Bar
  - 42 My Gelato
  - 43 No Name Lane Cafe & Bar
  - 44 Social Eating House + Bar
  - 45 Mecca Bah Gold Coast
  - 46 Orzo
  - 47 Noodle Broadbeach
  - 48 Brunch & Co
  - 49 The Bavarian
  - 50 Sens Coffee
  - 51 Nineteen At The Star
  - 52 Cucina Vivo
  - 53 Harvest Buffet
- RETAIL & LEISURE**
- 54 Summer Elisabeth Day Spa
  - 55 Vintage Cellars
  - 56 Broadbeach Thai Massage
  - 57 Den Devine Jazz Bar
  - 58 Bakers Delight
  - 59 F45 Training
  - 60 MyFitness Club
  - 61 Navarna Hair Excellence
  - 62 Ricochet Hair & Beauty
  - 63 Woolworths
  - 64 Endota Spa
  - 65 Barber Bros



‘V&A is arguably the Gold Coast’s most walkable new address. Everything you need is at your fingertips.’

SAM ARNAOUT, CEO – IRIS CAPITAL




KURRAWA BEACH (400M / 6MIN WALK)



ETSU IZAKAYA (2.2KM / 6MIN DRIVE)



MOO MOO WINE BAR (300M / 4MIN WALK)



MERMAID BEACH (1.4KM / 15MIN WALK)



KURRAWA SURF CLUB (300M / 4MIN WALK)



PACIFIC FAIR SHOPPING CENTRE (1KM / 4MIN DRIVE)




HOTA HOME OF THE ARTS (6KM / 13MIN DRIVE)

# V&A


A LANDMARK PRECINCT

V&A has been meticulously crafted to become a landmark precinct within Broadbeach, providing far-reaching lifestyle benefits, not just for those who call it home, but for the entire community. It will help cement Broadbeach as one of the pre-eminent locations on the Gold Coast to live, work and revel in first-class amenity.

Everything you need is just an elevator ride away. From gourmet dining and shopping, to iconic destinations like the Convention & Exhibition Centre, Star Casino and of course, the pristine beach, there is always so much to see, do and experience within easy walking distance.



ALBERT AVE STREETSCAPE — ARTIST IMPRESSION



VICTORIA RESIDENCES LOBBY — ARTIST IMPRESSION



## THE VICTORIA CLUB

Located on level 4, The Victoria Club is a wonderland of private, recreational amenity for residents to revel in.


The expansive space spans between the Victoria and Albert Residences and offers a mix of premium indoor and outdoor amenity.

Featuring two swimming pools, gym, wellness room, yoga lawn, residents' lounge, children's area, cinema, outdoor dining, barbecue pods and so much more, all set amongst verdant, green landscaping. The Victoria Club represents the best of resort-style living, without compromise.

- 1 FIRE PIT TERRACE
- 2 KIDS POOL
- 3 25M LAP POOL
- 4 TEPPANYAKI DECK
- 5 GAMES LOUNGE
- 6 PRIVATE WINE CELLAR
- 7 LIBRARY
- 8 ZEN GARDEN
- 9 STEAM & SAUNA
- 10 YOGA STUDIO
- 11 YOGA LAWN
- 12 GYMNASIUM
- 13 BBQ DECKS
- 14 20M LAP POOL
- 15 SPA POOL
- 16 CAFE
- 17 CINEMA
- 18 KIDS CLUB
- 19 OUTDOOR CINEMA



VICTORIA CLUB POOL – ARTIST IMPRESSION



VICTORIA CLUB POOL – ARTIST IMPRESSION



## VICTORIA SKY LOUNGE

On level 56 of the Victoria Residences you'll find the Victoria Sky Lounge, a spectacular space boasting a range of first-class amenity and captivating views across the skyline and beyond.

The Victoria Sky Lounge features a sports lounge, private meeting rooms, a range of outdoor spaces with spectacular views and two separate lounges, one complete with galley kitchen, perfect for hosting private functions.

- |                       |                              |
|-----------------------|------------------------------|
| 1 SKY LOUNGE          | 7 OUTDOOR LOUNGE             |
| 2 PRIVATE DINING ROOM | 8 EXCLUSIVE LOUNGE           |
| 3 GALLEY KITCHEN      | 9 EXCLUSIVE WINE CELLAR      |
| 4 YOGA STUDIO         | 10 EXCLUSIVE DINING ROOM     |
| 5 SPORTS LOUNGE       | 11 EXCLUSIVE KITCHEN         |
| 6 MEETING ROOMS       | 12 EXCLUSIVE OUTDOOR TERRACE |

V&A  
THE RESIDENCES

Both the Victoria and Albert Residences will offer a diverse range of one, two, three and four bedroom residences, crowned by an exclusive collection of spectacular penthouses.

Each residence has been carefully crafted to include large indoor and outdoor living spaces with a unique materiality inspired by the magnificent Gold Coast landscape. Featuring captivating outlooks to the ocean at every opportunity, V&A residences make every day special.



TYPICAL KITCHEN – PREMIUM FINISH

TYPICAL KITCHEN – PREMIUM FINISH



TYPICAL BATHROOM – PREMIUM FINISH

TYPICAL BATHROOM – PREMIUM FINISH

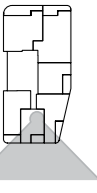
V&A  
THE VIEWS

# LEVEL 5

NORTH WEST – NORTH EAST



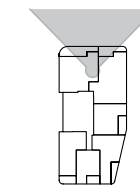
SOUTH EAST – SOUTH WEST



View line is indicative only. Views will vary depending on position of lot within building. Not all units will have views. Views may be impacted by future development of adjacent properties. Prospective purchasers must rely on their own enquiries.

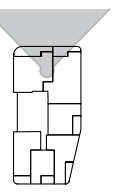
# LEVEL 6

NORTH WEST – NORTH EAST

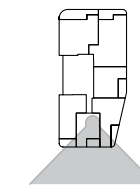


# LEVEL 7

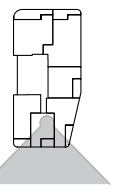
NORTH WEST – NORTH EAST



SOUTH EAST – SOUTH WEST

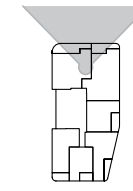


SOUTH EAST – SOUTH WEST



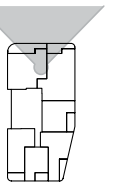
# LEVEL 8

NORTH WEST – NORTH EAST

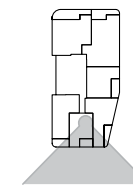


# LEVEL 9

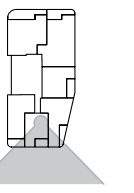
NORTH WEST – NORTH EAST



SOUTH EAST – SOUTH WEST

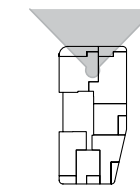


SOUTH EAST – SOUTH WEST



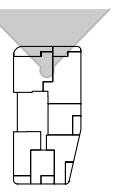
# LEVEL 10

NORTH WEST – NORTH EAST

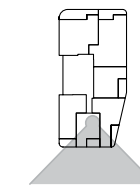


# LEVEL 11

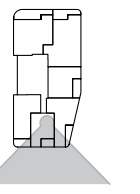
NORTH WEST – NORTH EAST



SOUTH EAST – SOUTH WEST

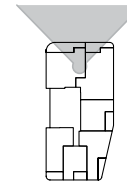


SOUTH EAST – SOUTH WEST



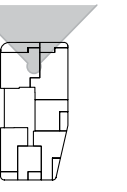
# LEVEL 12

NORTH WEST – NORTH EAST



# LEVEL 13

NORTH WEST – NORTH EAST



SOUTH EAST – SOUTH WEST

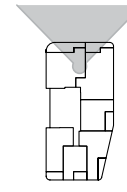


SOUTH EAST – SOUTH WEST



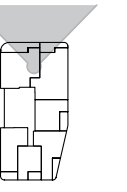
LEVEL 14

NORTH WEST – NORTH EAST

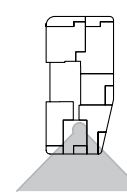


LEVEL 15

NORTH WEST – NORTH EAST



SOUTH EAST – SOUTH WEST

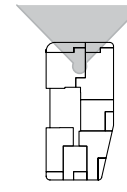


SOUTH EAST – SOUTH WEST



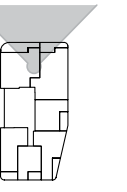
LEVEL 16

NORTH WEST – NORTH EAST

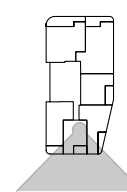


LEVEL 17

NORTH WEST – NORTH EAST



SOUTH EAST – SOUTH WEST

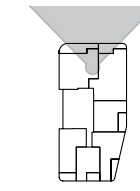


SOUTH EAST – SOUTH WEST



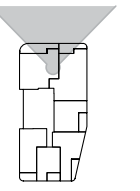
# LEVEL 18

NORTH WEST – NORTH EAST

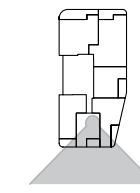


# LEVEL 19

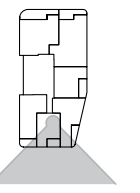
NORTH WEST – NORTH EAST



SOUTH EAST – SOUTH WEST

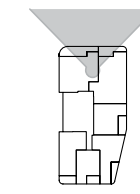


SOUTH EAST – SOUTH WEST



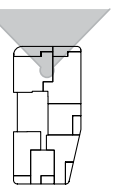
# LEVEL 20

NORTH WEST – NORTH EAST

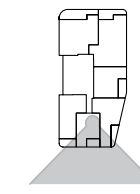


# LEVEL 21

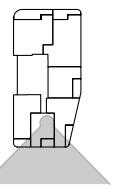
NORTH WEST – NORTH EAST



SOUTH EAST – SOUTH WEST

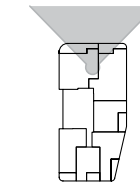


SOUTH EAST – SOUTH WEST



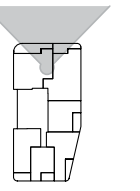
# LEVEL 22

NORTH WEST – NORTH EAST

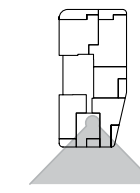


# LEVEL 23

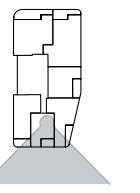
NORTH WEST – NORTH EAST



SOUTH EAST – SOUTH WEST

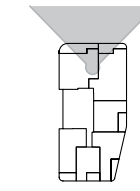


SOUTH EAST – SOUTH WEST



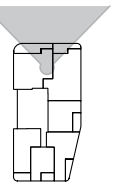
# LEVEL 24

NORTH WEST – NORTH EAST

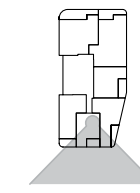


# LEVEL 25

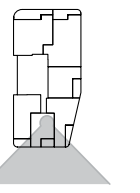
NORTH WEST – NORTH EAST



SOUTH EAST – SOUTH WEST

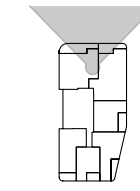


SOUTH EAST – SOUTH WEST



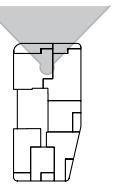
# LEVEL 26

NORTH WEST – NORTH EAST

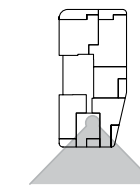


# LEVEL 27

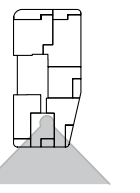
NORTH WEST – NORTH EAST



SOUTH EAST – SOUTH WEST

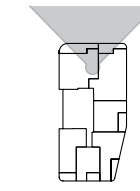


SOUTH EAST – SOUTH WEST



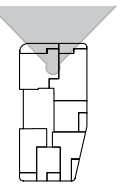
# LEVEL 28

NORTH WEST – NORTH EAST

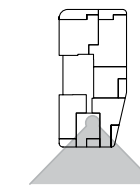


# LEVEL 29

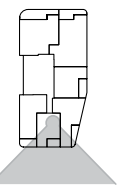
NORTH WEST – NORTH EAST



SOUTH EAST – SOUTH WEST

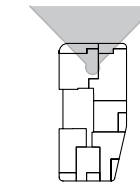


SOUTH EAST – SOUTH WEST



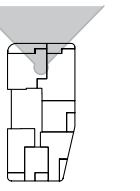
# LEVEL 30

NORTH WEST – NORTH EAST

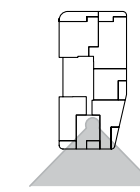


# LEVEL 31

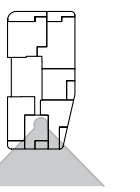
NORTH WEST – NORTH EAST



SOUTH EAST – SOUTH WEST

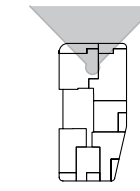


SOUTH EAST – SOUTH WEST



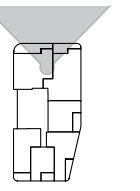
# LEVEL 32

NORTH WEST – NORTH EAST

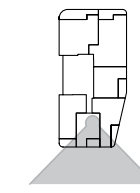


# LEVEL 33

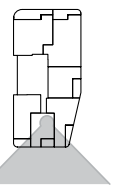
NORTH WEST – NORTH EAST



SOUTH EAST – SOUTH WEST

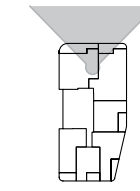


SOUTH EAST – SOUTH WEST



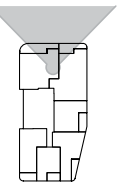
# LEVEL 34

NORTH WEST – NORTH EAST

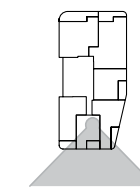


# LEVEL 35

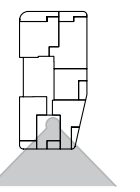
NORTH WEST – NORTH EAST



SOUTH EAST – SOUTH WEST

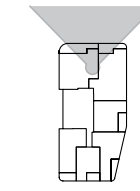


SOUTH EAST – SOUTH WEST



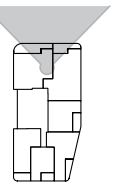
# LEVEL 36

NORTH WEST – NORTH EAST

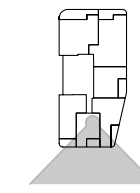


# LEVEL 37

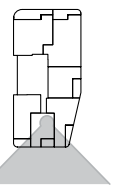
NORTH WEST – NORTH EAST



SOUTH EAST – SOUTH WEST



SOUTH EAST – SOUTH WEST




# SUNSET

SOUTH WEST – NORTH WEST LEVEL 37



DUSK

NORTH EAST – SOUTH EAST LEVEL 37

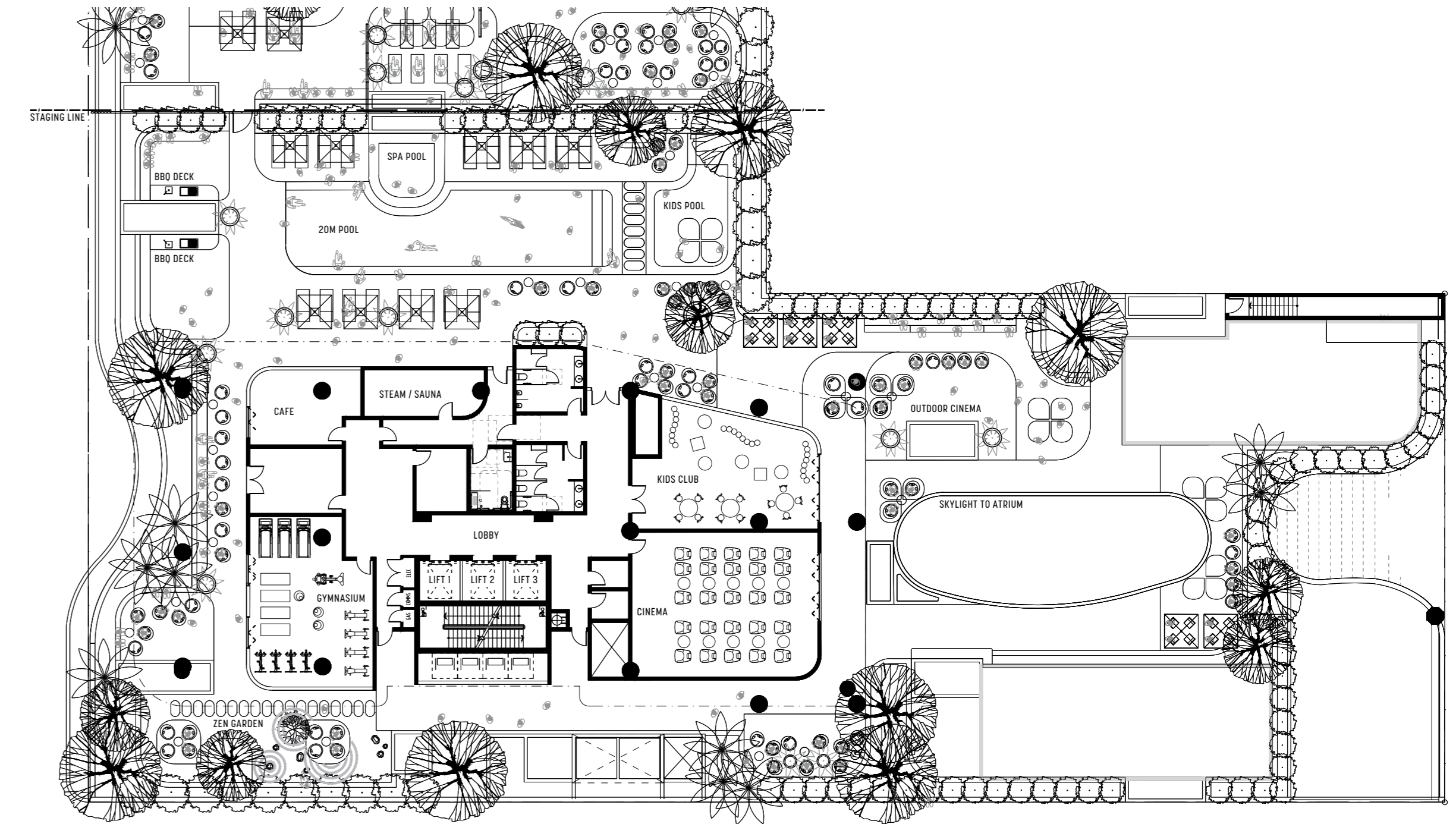


# TWILIGHT

NORTH WEST – NORTH EAST LEVEL 37



V&A  
FLOOR PLATES

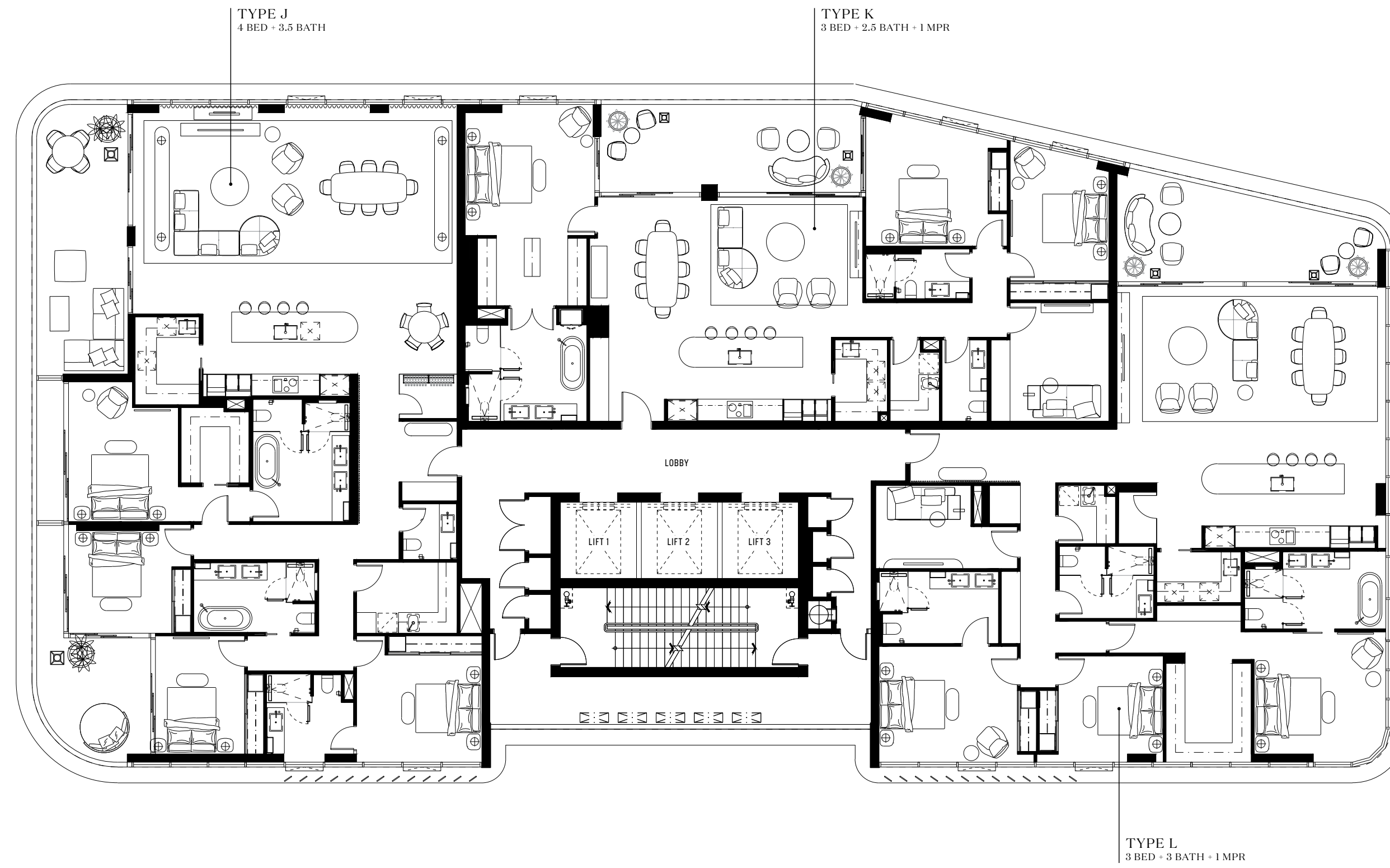
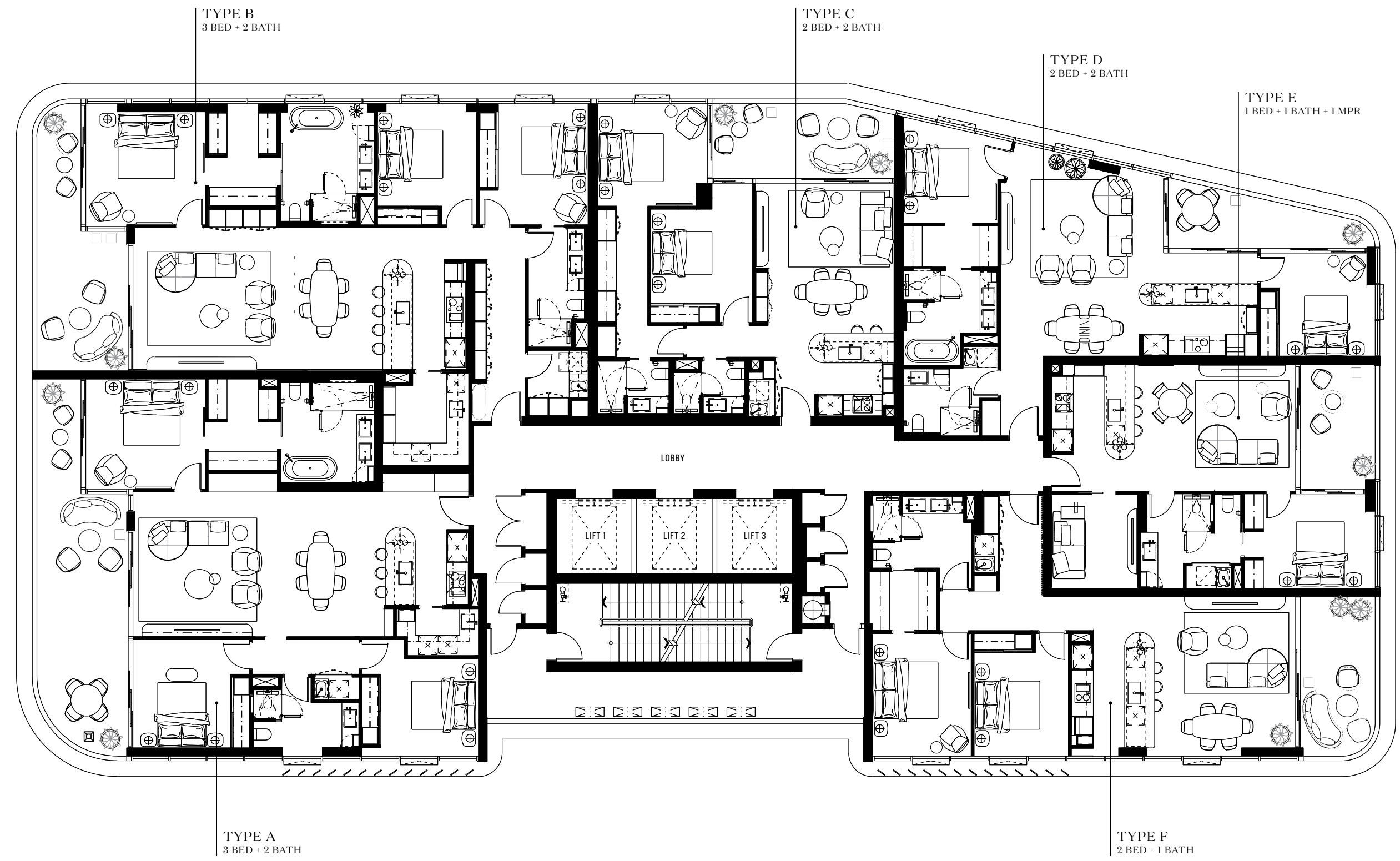


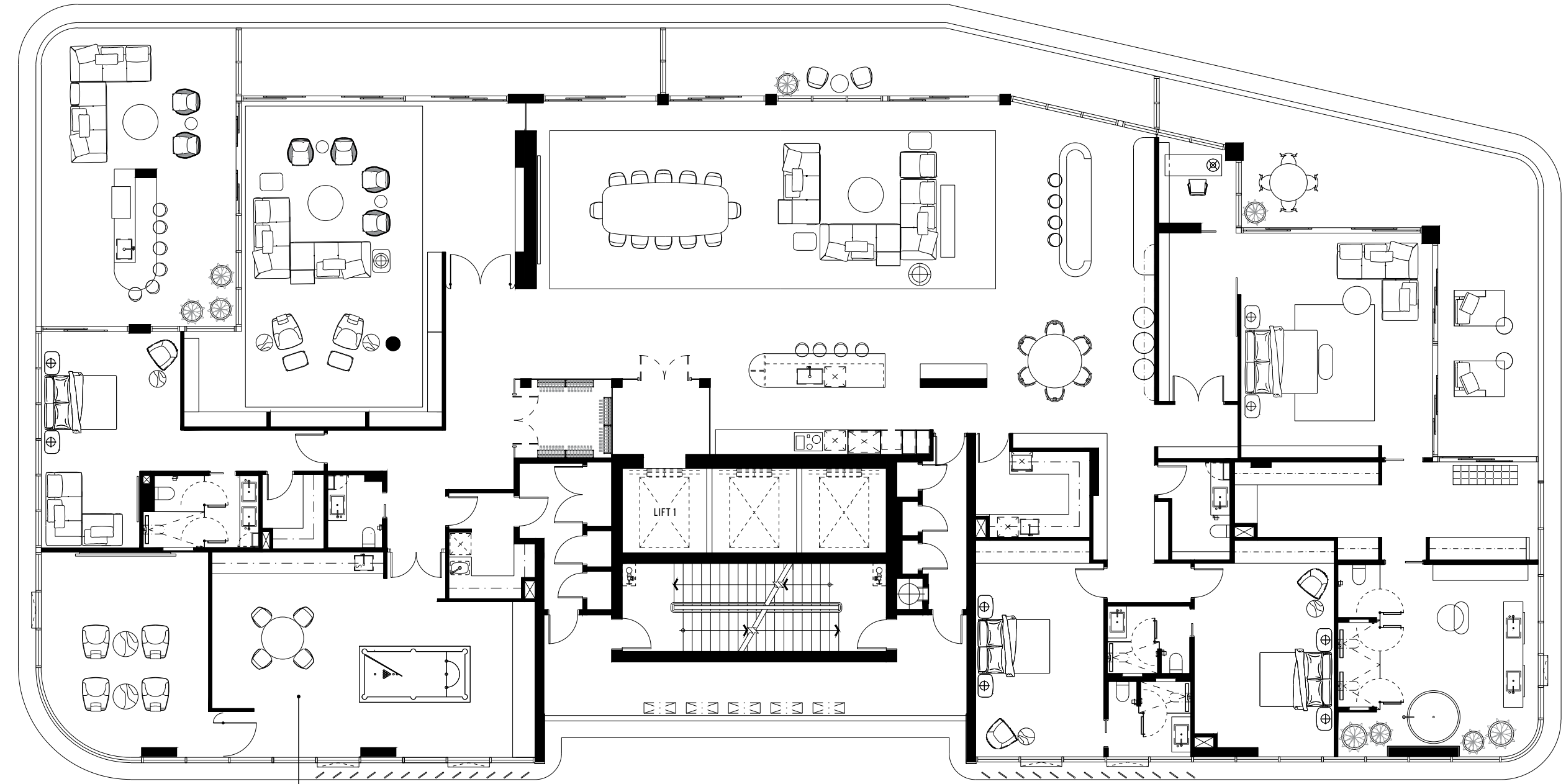
V&A  
VICTORIA RESIDENCES

THE VICTORIA CLUB

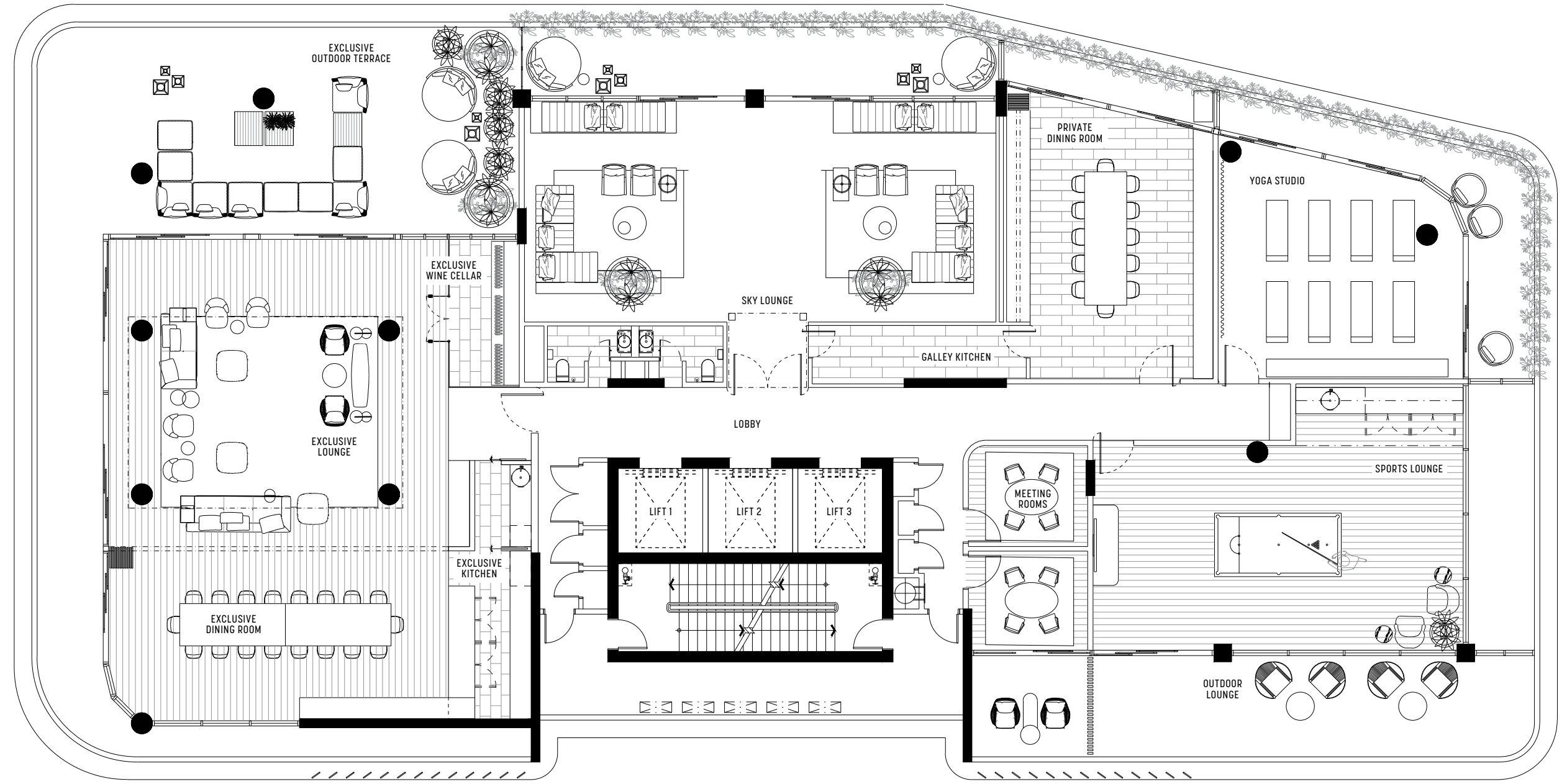
LEVEL 4







OCEANIA & SANDPIPER  
PENTHOUSE  
4 BED - 4 BATH - 2 PWDR



V&A  
FLOOR PLANS

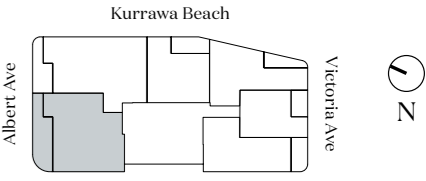
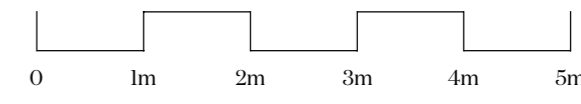


THE  
IRIS  
COLLECTION

VICTORIA RESIDENCES  
TYPE A  
NORTH  
LEVELS 5-47  
PREMIUM

3 BEDROOM  
2 BATHROOM

INTERNAL 131m<sup>2</sup>  
EXTERNAL 30m<sup>2</sup>  
TOTAL AREA 161m<sup>2</sup>



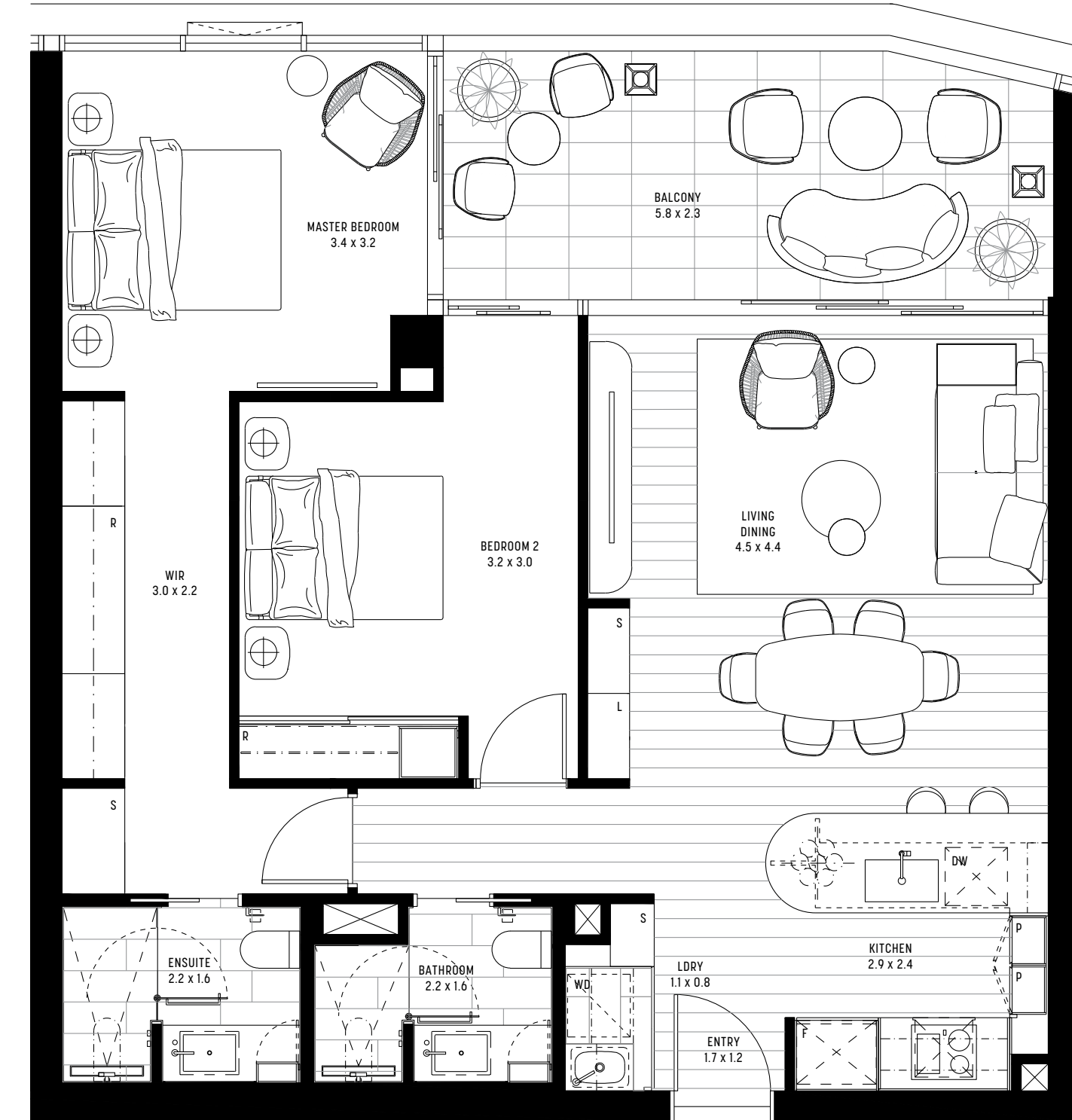
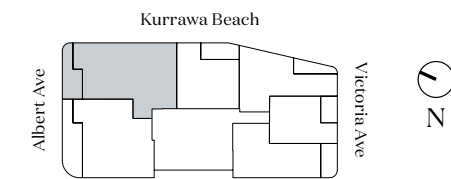
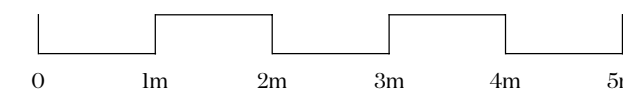


THE  
IRIS  
COLLECTION

VICTORIA RESIDENCES  
TYPE B  
NORTH  
LEVELS 5-47  
PREMIUM

3 BEDROOM  
2 BATHROOM

INTERNAL 148m<sup>2</sup>  
EXTERNAL 20m<sup>2</sup>  
TOTAL AREA 168m<sup>2</sup>

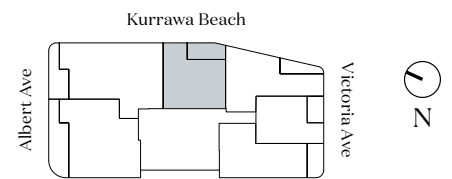



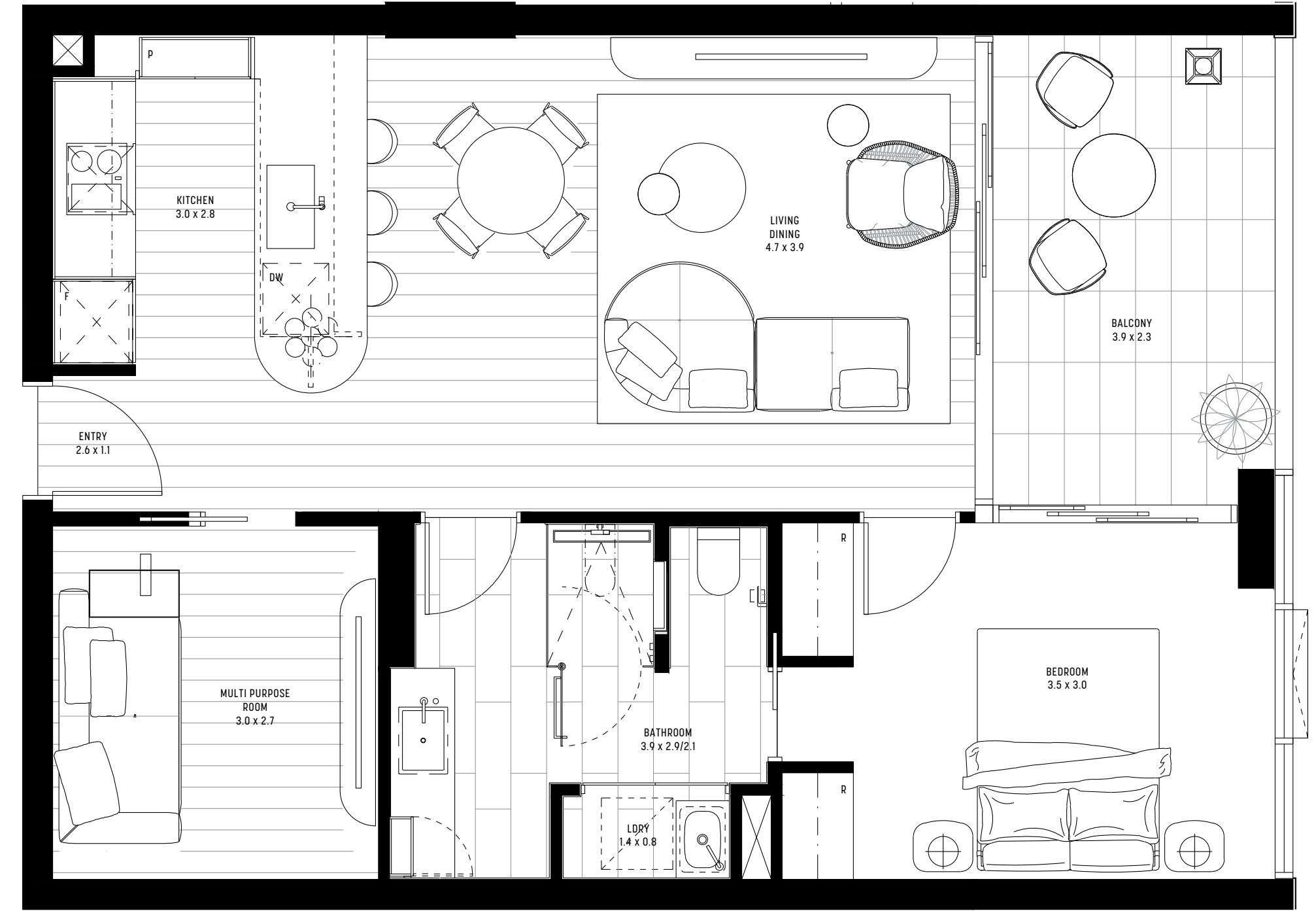
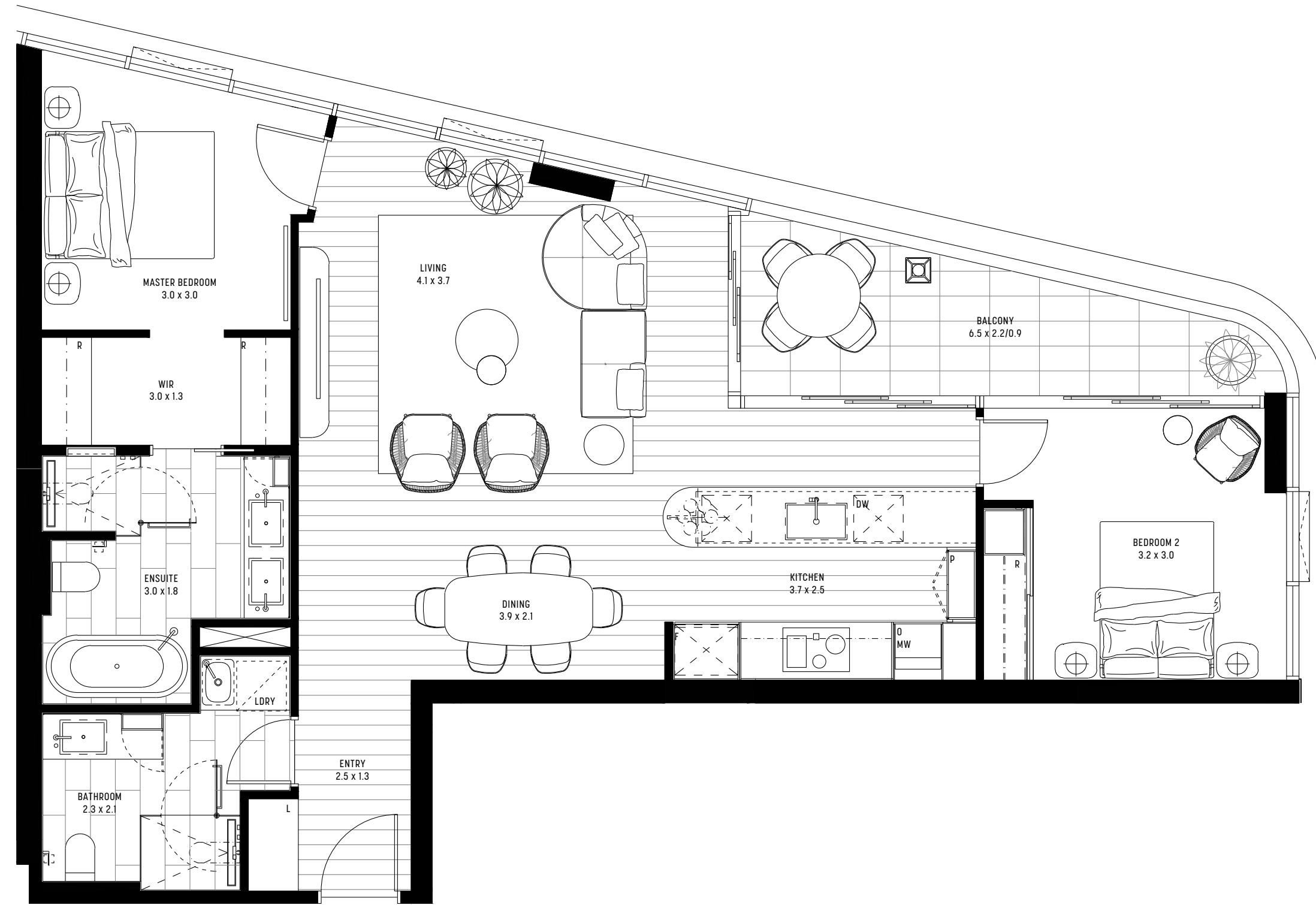
THE  
IRIS  
COLLECTION

VICTORIA RESIDENCES  
TYPE C  
EAST  
LEVELS 5-47  
CLASSIC

2 BEDROOM  
2 BATHROOM

INTERNAL 84m<sup>2</sup>  
EXTERNAL 15m<sup>2</sup>  
TOTAL AREA 99m<sup>2</sup>



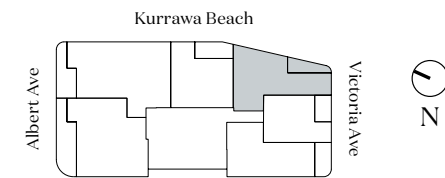



THE  
IRIS  
COLLECTION

VICTORIA RESIDENCES  
TYPE D  
EAST  
LEVELS 5-47  
CLASSIC

2 BEDROOM  
2 BATHROOM

INTERNAL 94m<sup>2</sup>  
EXTERNAL 11m<sup>2</sup>  
TOTAL AREA 105m<sup>2</sup>

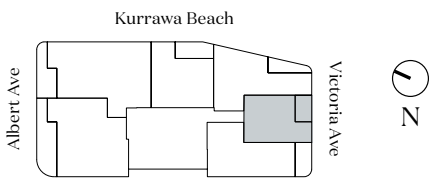


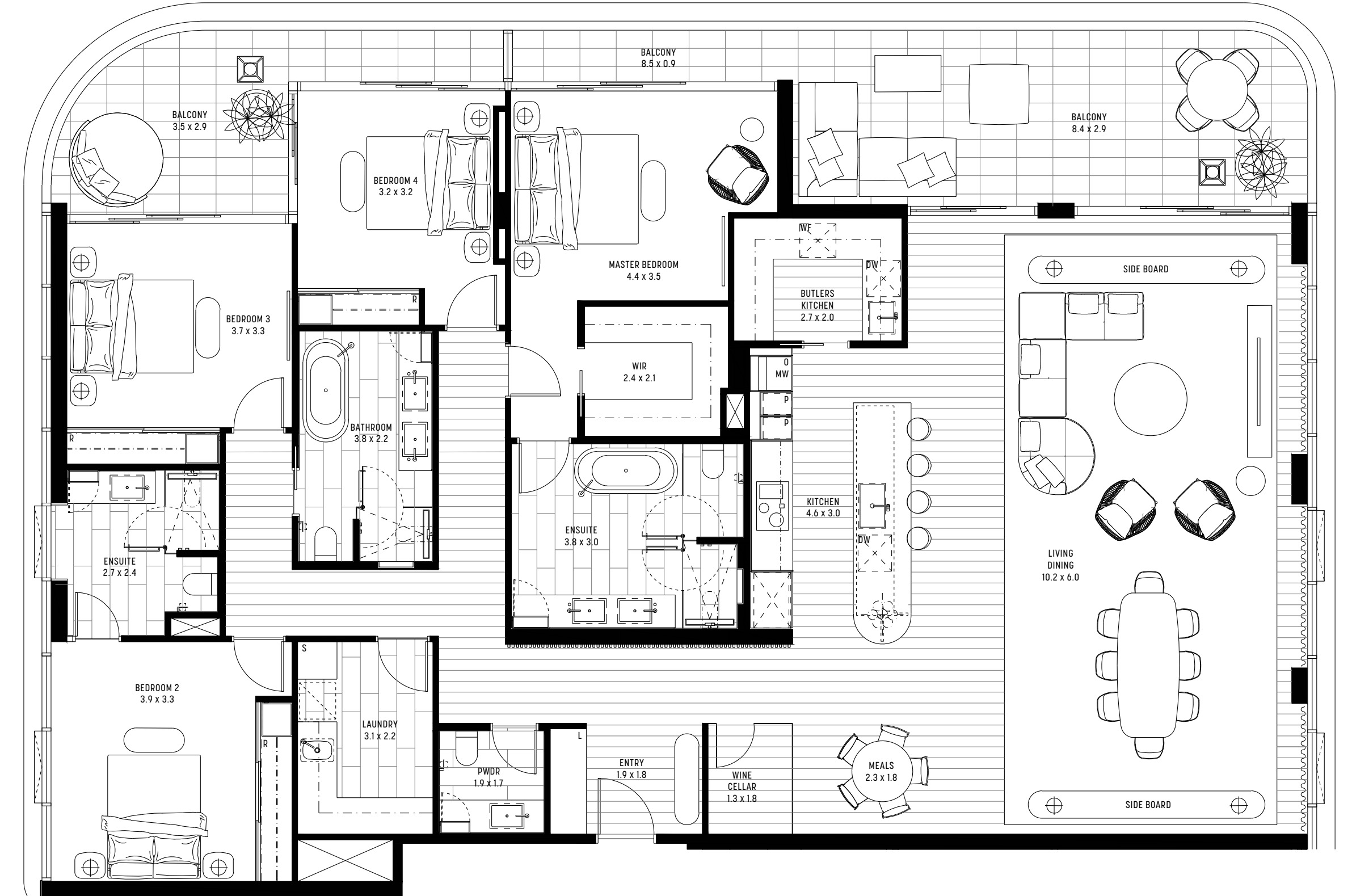
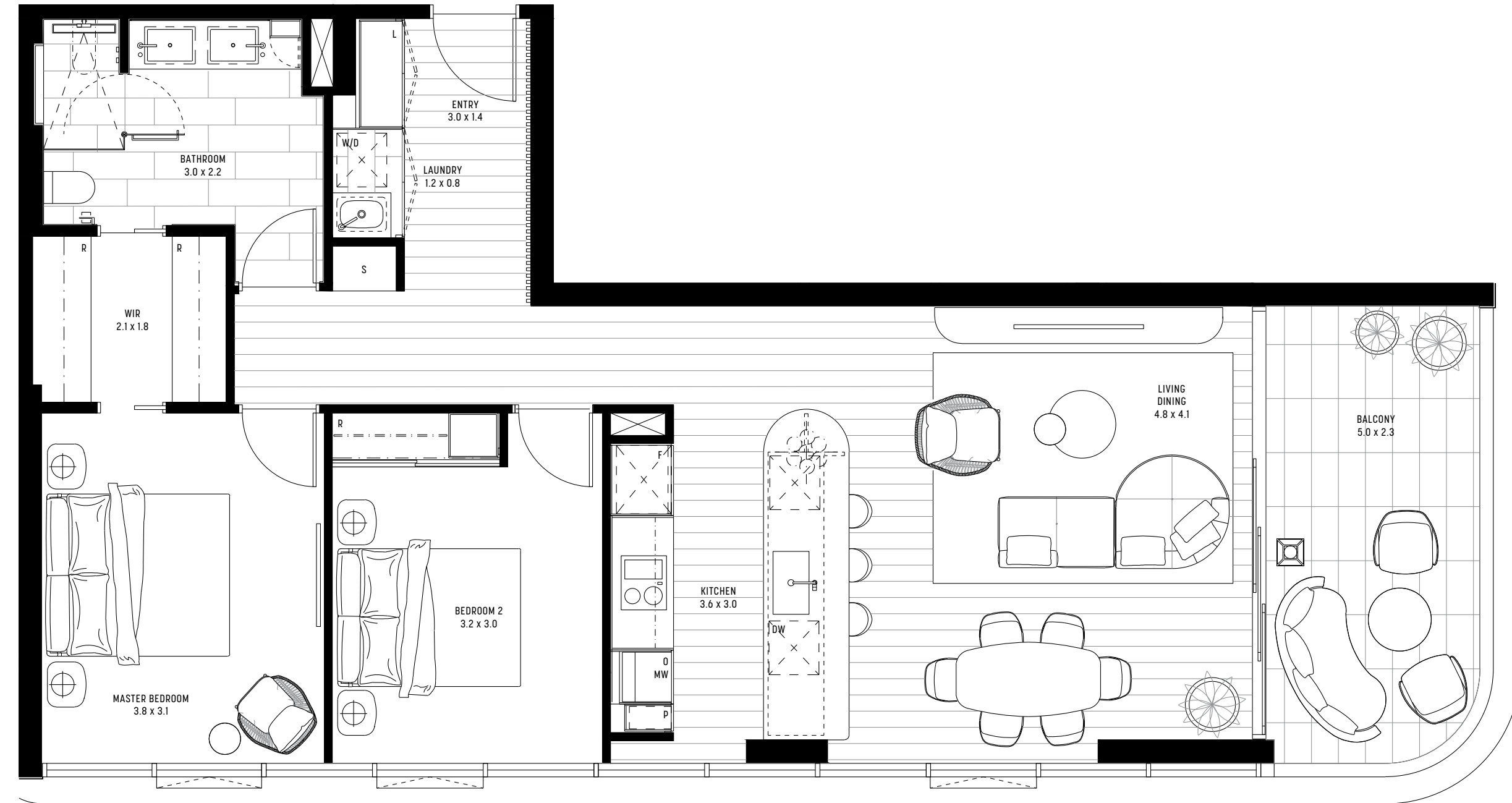
THE  
IRIS  
COLLECTION

VICTORIA RESIDENCES  
TYPE E  
SOUTH  
LEVELS 5-47  
CLASSIC

1 BEDROOM  
1 BATHROOM  
1 MULTI PURPOSE ROOM

INTERNAL 67m<sup>2</sup>  
EXTERNAL 11m<sup>2</sup>  
TOTAL AREA 78m<sup>2</sup>



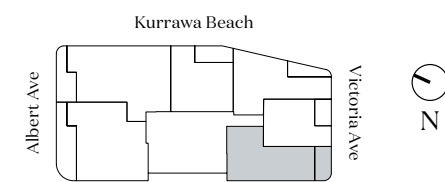


THE  
IRIS  
COLLECTION

VICTORIA RESIDENCES  
TYPE F  
SOUTH  
LEVELS 5-47  
CLASSIC

2 BEDROOM  
1 BATHROOM

INTERNAL 90m<sup>2</sup>  
EXTERNAL 13m<sup>2</sup>  
TOTAL AREA 103m<sup>2</sup>

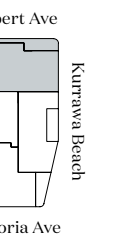
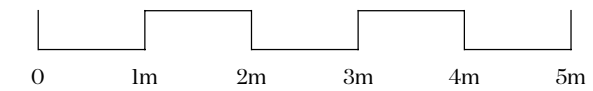


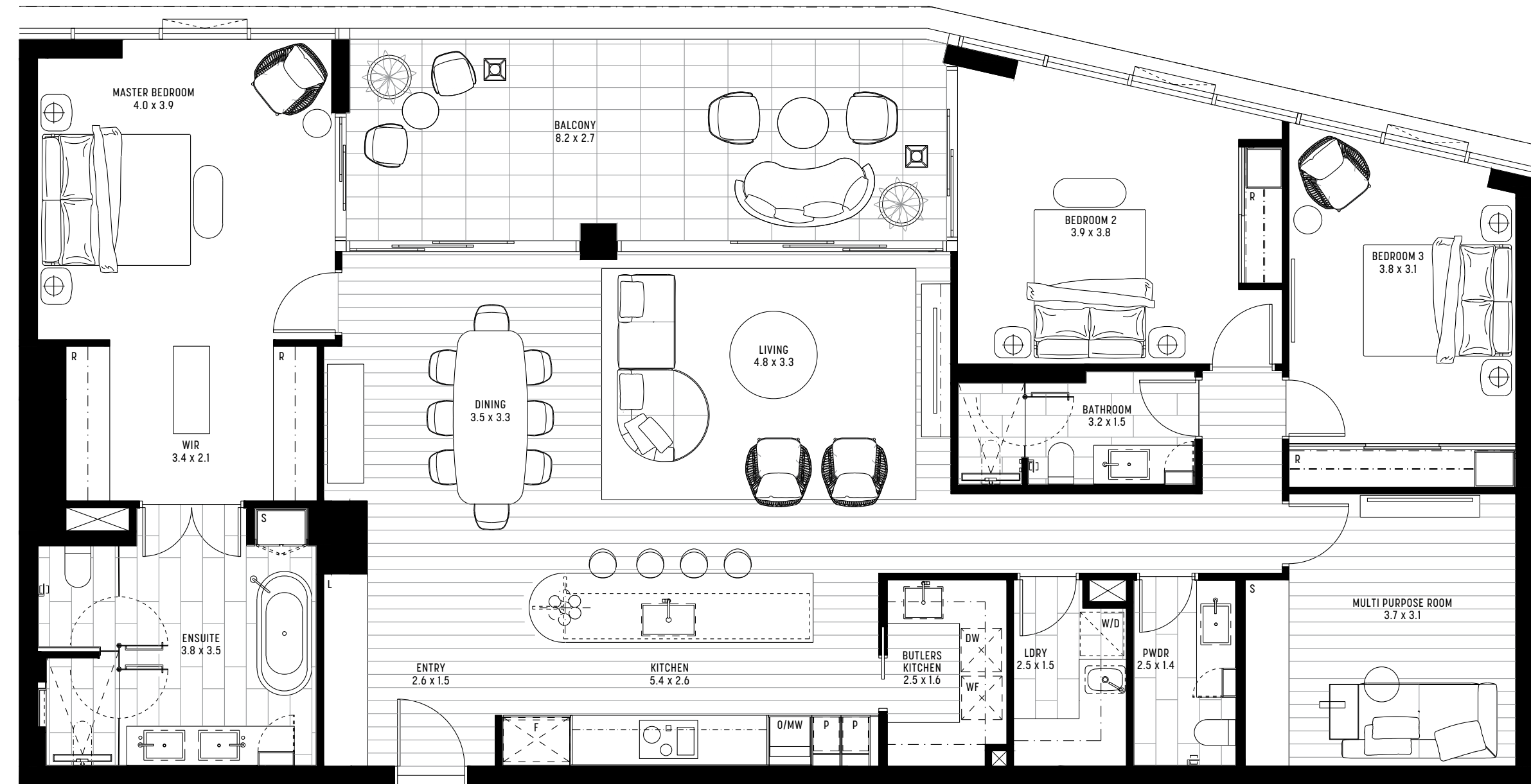
THE  
SKYHOMES  
COLLECTION

VICTORIA RESIDENCES  
SKYHOME TYPE J  
NORTH  
LEVELS 48-53  
PREMIUM

4 BEDROOM  
3.5 BATHROOM

INTERNAL 238m<sup>2</sup>  
EXTERNAL 46m<sup>2</sup>  
TOTAL AREA 284m<sup>2</sup>



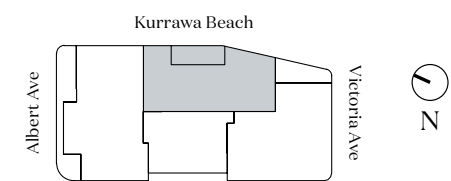
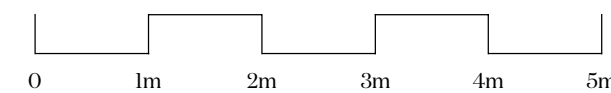


THE  
SKYHOMES  
COLLECTION

VICTORIA RESIDENCES  
SKYHOME TYPE K  
EAST  
LEVELS 48-53  
PREMIUM

3 BEDROOM  
2.5 BATHROOM  
1 MULTI PURPOSE ROOM

INTERNAL 177m<sup>2</sup>  
EXTERNAL 24m<sup>2</sup>  
TOTAL AREA 201m<sup>2</sup>

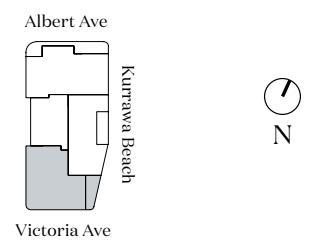
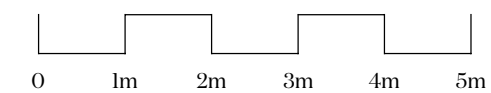


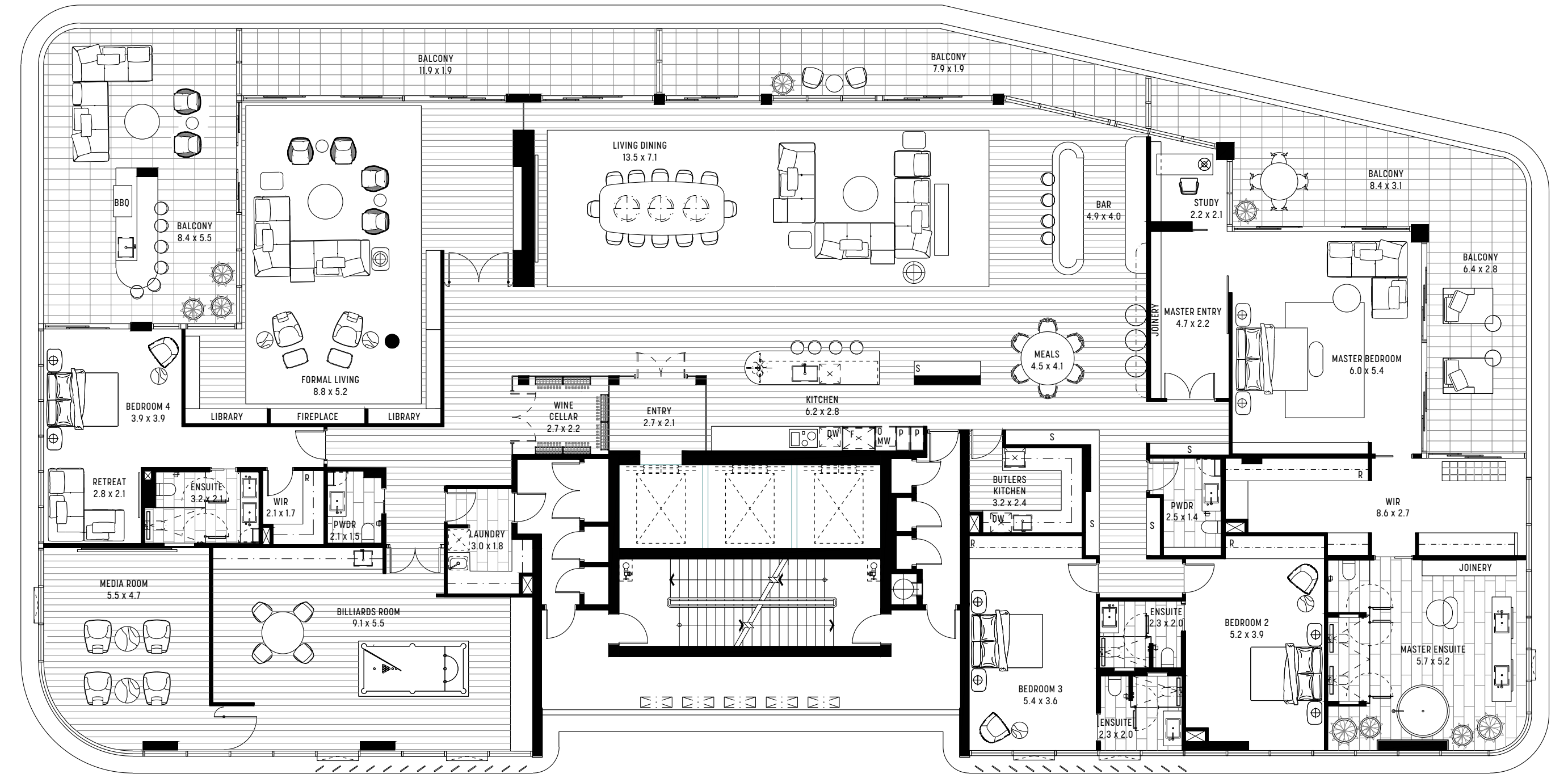
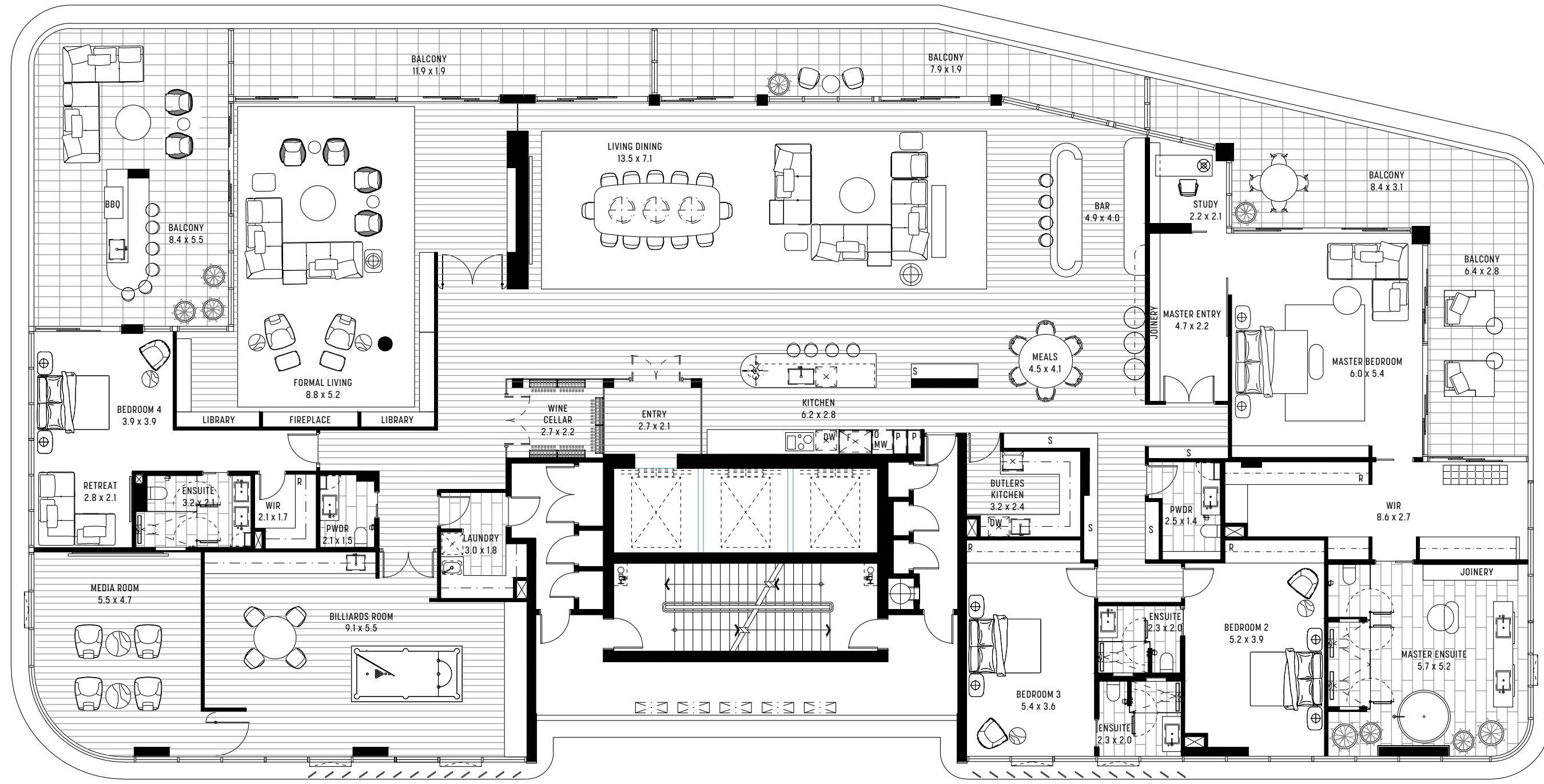
THE  
SKYHOMES  
COLLECTION

VICTORIA RESIDENCES  
SKYHOME TYPE L  
EAST  
LEVELS 48-53  
PREMIUM

3 BEDROOM  
3 BATHROOM  
1 MULTI PURPOSE ROOM

INTERNAL 210m<sup>2</sup>  
EXTERNAL 25m<sup>2</sup>  
TOTAL AREA 235m<sup>2</sup>



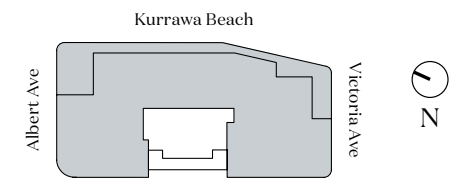
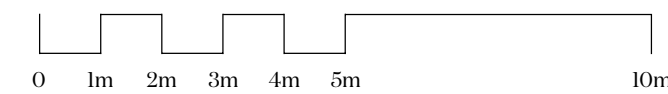


THE  
PENTHOUSE  
COLLECTION

VICTORIA RESIDENCES  
SANDPIPER PENTHOUSE  
LEVEL 54  
LUXE

4 BEDROOM  
4 BATHROOM  
2 POWDER ROOM

INTERNAL 600m<sup>2</sup>  
EXTERNAL 150m<sup>2</sup>  
TOTAL AREA 750m<sup>2</sup>

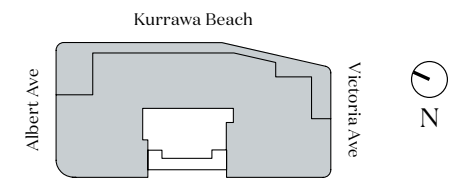
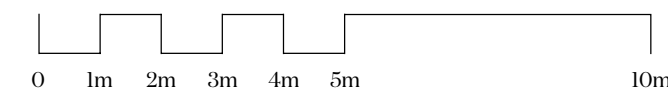


THE  
PENTHOUSE  
COLLECTION

VICTORIA RESIDENCES  
OCEANIA PENTHOUSE  
LEVEL 55  
LUXE

4 BEDROOM  
4 BATHROOM  
2 POWDER ROOM

INTERNAL 600m<sup>2</sup>  
EXTERNAL 150m<sup>2</sup>  
TOTAL AREA 750m<sup>2</sup>



V&A  
FIXTURES & FINISHES



# CLASSIC

## VICTORIA RESIDENCES

<b>KITCHEN</b>	
FLOORS	Engineered timber
WALLS	Washable low sheen acrylic paint
CEILING	Flat acrylic paint
CORNICE	Square set
SKIRTING	Laminate to joinery
BENCH TOPS	Reconstituted stone
FREESTANDING ISLAND BENCH	Reconstituted stone
SPLASHBACKS	Reconstituted stone
CABINETS	Laminate
CUPBOARDS INTERNAL	Laminate
OVERHEAD CUPBOARDS	Laminate
FULL HEIGHT JOINERY	Laminate
<b>KITCHEN FITTINGS</b>	
SINK	Large single bowl undermount
SINK MIXER – ‘Coastal’	Polished chrome finish
SINK MIXER – ‘Headland’	Gunmetal finish
COOKTOP	Smeg 60cm pyrolytic
OVEN	Smeg 60cm induction
RANGE HOOD	Integrated
DISHWASHER	Semi integrated
REFRIGERATION / FREEZER	N/A
WINE FRIDGE	N/A

<b>LIVING / DINING</b>	
FLOOR	Engineered timber
WALLS	Washable low sheen acrylic paint
CEILING	Flat acrylic paint
CORNICE	Square set
SKIRTING	Painted timber

### MASTER BEDROOM & ROBE

FLOORS	Carpet
WALLS	Washable low sheen acrylic paint
CEILING	Flat acrylic paint
CORNICE	Square set
SKIRTING	Painted
ROBE	Built-in, mirrored, colourback glass, laminate internal

### MASTER ENSUITE

FLOORS	Vitrified tiles
SHOWER RECESS FLOOR	Vitrified tiles
WALLS	Vitrified tiles
CEILING	Flat acrylic paint
VANITY TOP	Reconstituted stone
VANITY JOINERY	Laminate
MIRROR	Silver-backed mirror

### ENSUITE FITTINGS

VANITY TOP	Reconstituted stone
VANITY BASIN	Bench-mounted basin
TOILET SUITE	Concealed cistern

TAPWARE – ‘Coastal’	Polished chrome finish
TAPWARE – ‘Headland’	Gunmetal finish
ACCESSORIES – ‘Coastal’	Polished chrome finish
ACCESSORIES – ‘Headland’	Gunmetal finish
TOWEL RAILS	Standard
SHOWER SCREEN	Custom framed clear glass
SHOWER SHELF	Built-in

### BEDROOM & ROBE

FLOORS	Carpet
WALLS	Washable low sheen acrylic paint
CEILING	Flat acrylic paint
CORNICE	Square set
SKIRTING	Painted timber
ROBE	Built-in mirror colourback glass, laminate insert

### BATHROOM

FLOORS	Vitrified tiles
SHOWER RECESS FLOOR	Vitrified tiles
WALLS	Vitrified tiles
CEILING	Flat acrylic paint
VANITY TOP	Reconstituted stone
VANITY JOINERY	Laminate finish
MIRROR CABINET	Silver-backed mirror

### BATHROOM FITTINGS

VANITY BASIN	Bench-mounted basin
TOILET SUITE	In-wall cistern
TAPWARE – ‘Coastal’	Polished chrome finish

TAPWARE – ‘Headland’	Gunmetal finish
ACCESSORIES – ‘Coastal’	Polished chrome finish
ACCESSORIES – ‘Headland’	Gunmetal finish
TOWEL RAILS	Standard
SHOWER SCREEN	Custom framed clear glass

### LAUNDRY

FLOOR	Vitrified tiles
WALLS	Vitrified tiles, low sheen acrylic paint
CEILING	Flat acrylic paint
JOINERY TOP	Reconstituted stone finish
JOINERY FRONTS	Laminate finish
WASH TUB	Compact stainless underslung steel
TAPWARE – ‘Coastal’	Mixer polished chrome finish
TAPWARE – ‘Headland’	Mixer gunmetal finish
CLOTHES DRYER	Fisher & Paykel

### GENERALLY

CEILING FANS	Bedroom and living areas
HOME TECH	My Air or equivalent
LIGHTING	Warm LED recessed
PENDANTS	Pre-wired at dining
AIR CON	Reverse cycle ducted zone controlled system
TV	– NBN provided to building and wiring installed to each apartment – Foxtel system, cabling and outlets provided – Free-to-air TV system provided
BALCONY	– Balustrade framed glass – Floor vitrified tile – Soffit painted – Water point, power point and gas bayonet

# PREMIUM

## VICTORIA RESIDENCES

<b>KITCHEN</b>	
FLOORS	Engineered timber
WALLS	Washable low sheen acrylic paint
CEILING	Flat acrylic paint
CORNICE	Square set
SKIRTING	Laminate to joinery
BENCH TOPS	Natural stone
FREESTANDING ISLAND BENCH	Natural stone
SPLASHBACKS	Natural stone
CUPBOARDS INTERNAL	Laminate
OVERHEAD CUPBOARDS	Timber veneer
FULL HEIGHT JOINERY	Timber veneer
<b>KITCHEN FITTINGS</b>	
SINK	Large single bowl undermount
SINK MIXER – ‘Coastal’	Polished chrome finish
SINK MIXER – ‘Headland’	Gunmetal finish
COOKTOP	Miele 90cm induction
COOKTOP UPGRADE FROM CLASSIC	Miele induction 60cm in upgrades from Classic in 1 & 2 bedroom apartments
OVEN	Miele 90cm pyrolytic
OVEN UPGRADE FROM CLASSIC	Miele pyrolytic 60cm in upgrades from Classic in 1 & 2 bedroom apartments
MICROWAVE	Miele microwave
RANGE HOOD	Integrated
DISHWASHER	Fully integrated
REFRIGERATION & FREEZER	Integrated Fisher & Paykel
WINE FRIDGE	Vintec or Baumatic – Does not apply to those 1 & 2 bedroom apartments upgraded from Classic

<b>LIVING / DINING</b>	
FLOOR	Engineered timber
WALLS	Washable low sheen acrylic paint
CEILING	Flat acrylic paint
CORNICE	Square set
SKIRTING	Painted
<b>MASTER BEDROOM &amp; ROBE</b>	
FLOORS	Carpet
WALLS	Washable low sheen acrylic paint
CEILING	Flat acrylic paint
CORNICE	Square set
SKIRTING	Painted
ROBE	Timber veneer
<b>MASTER ENSUITE</b>	
FLOORS	Vitrified tiles
SHOWER RECESS FLOOR	Vitrified tiles
WALLS	Vitrified tiles
CEILING	Flat acrylic paint
VANITY TOP	Natural stone
VANITY JOINERY	Timber veneer
MIRROR	Silver-backed mirror
<b>ENSUITE FITTINGS</b>	
VANITY TOP	Natural stone
VANITY BASIN	Bench-mounted basin
TOILET SUITE	Concealed custom

TAPWARE – ‘Coastal’	Polished chrome finish
TAPWARE – ‘Headland’	Gunmetal finish
ACCESSORIES – ‘Coastal’	Polished chrome finish
ACCESSORIES – ‘Headland’	Gunmetal finish
TOWEL RAIL	Heated
SHOWER SCREEN	Custom framed clear glass
SHOWER SHELF BUILT-IN	Included
<b>BEDROOM &amp; ROBE</b>	
FLOORS	Carpet
WALLS	Washable low sheen acrylic paint
CEILING	Flat acrylic paint
CORNICE	Square set
SKIRTING	Painted timber
BUILT-IN ROBE	Mirrored colourback glass, laminate insert
<b>BATHROOM</b>	
FLOORS	Large format tiles
SHOWER RECESS FLOOR	Vitrified tiles
WALLS	Vitrified tiles
CEILING	Flat acrylic paint
VANITY TOP	Natural stone
VANITY JOINERY	Timber veneer
MIRROR	Silver-backed mirror
<b>BATHROOM FITTINGS</b>	
VANITY BASIN	Bench-mounted basin
TOILET SUITE	In-wall cistern
TAPWARE – ‘Coastal’	Polished Chrome finish

TAPWARE – ‘Headland’	Gunmetal finish
ACCESSORIES – ‘Coastal’	Polished chrome finish
ACCESSORIES – ‘Headland’	Gunmetal finish
TOWEL RAILS	Heated
SHOWER SCREEN	Custom framed clear glass
<b>LAUNDRY</b>	
FLOOR	Vitrified tiles
WALLS	Vitrified tiles, low sheen acrylic paint
CEILING	Flat acrylic paint
JOINERY TOP	Reconstituted stone finish
JOINERY FRONTS	Laminate finish
WASH TUB	Compact stainless underslung steel
TAPWARE – ‘Coastal’	Polished chrome finish
TAPWARE – ‘Headland’	Gunmetal finish mixer
WASHER & CLOTHES DRYER	Fisher & Paykel Condenser
<b>GENERALLY</b>	
CEILING FANS	Bedroom and living areas
HOME TECH	My Air or equivalent
LIGHTING	Warm LED recessed
PENDANTS	Pre-wired at dining
AIR CON	Reverse cycle ducted zone controlled system
TV	– NBN provided to building and wiring installed to each apartment – Foxtel system, cabling and outlets provided – Free-to-air TV system provided
BALCONY	– Balustrade framed glass – Floor vitrified tile – Soffit painted – Water point, power point and gas bayonet

# LUXE

## VICTORIA RESIDENCES

<b>KITCHEN</b>	
FLOORS	Timber
WALLS	Washable low sheen acrylic paint
CEILING	Flat acrylic paint
CORNICE	Square set
SKIRTING	Laminate to joinery
BENCH TOPS	Natural stone
FREESTANDING ISLAND BENCH	Natural stone
SPLASHBACKS	Natural stone
CUPBOARDS INTERNAL	Laminate
OVERHEAD CUPBOARDS	Timber veneer
FULL HEIGHT JOINERY	Timber veneer

### KITCHEN FITTINGS

SINK	Large single bowl undermount
SINK MIXER – ‘Coastal’	Polished chrome finish
SINK MIXER – ‘Headland’	Gunmetal finish
COOKTOP	Gaggenau 90cm or equivalent induction
OVEN	Gaggenau 90cm pyrolytic
RANGE HOOD	Integrated
DISHWASHER	Fully integrated
REFRIGERATION & FREEZER	Integrated Fisher & Paykel
WINE FRIDGE	Vintec temperature controlled (where applicable)

### LIVING / DINING

FLOOR	Timber
WALLS	Washable low sheen acrylic paint
CEILING	Flat acrylic paint

CORNICE	Square set
SKIRTING	Painted timber

### MASTER BEDROOM & ROBE

FLOORS	Carpet
WALLS	Washable low sheen acrylic paint
CEILING	Flat acrylic paint
CORNICE	Square set
SKIRTING	Painted
ROBE	– Timber veneer – Including half height and full height hanging and drawers

### MASTER ENSUITE

FLOORS	Natural stone
SHOWER RECESS FLOOR	Natural stone
WALLS	Natural stone
CEILING	Flat acrylic paint
VANITY TOP	Natural stone
VANITY JOINERY	Timber veneer
MIRROR	Silver-backed mirror

### ENSUITE FITTINGS

VANITY TOP	Natural stone
VANITY BASIN	Bench-mounted basin
TOILET SUITE	Concealed cistern
TAPWARE – ‘Coastal’	Polished chrome finish
TAPWARE – ‘Headland’	Gunmetal finish
ACCESSORIES – ‘Coastal’	Polished chrome finish
ACCESSORIES – ‘Headland’	Gunmetal finish

TOWEL RAIL	Heated
SHOWER SCREEN	Custom framed clear glass
SHOWER SHELF BUILT-IN	Included

### BEDROOM & ROBE

FLOORS	Carpet
WALLS	Washable low sheen acrylic paint
CEILING	Flat acrylic paint
CORNICE	Square set
SKIRTING	Painted timber
ROBE	Built-in timber veneer inserts

### BATHROOM

FLOORS	Natural stone tiles
SHOWER RECESS FLOOR	Natural stone tiles
WALLS	Natural stone tiles
CEILING	Flat acrylic paint
VANITY TOP	Natural stone
VANITY JOINERY	Timber veneer
MIRROR	Silver-backed mirror

### BATHROOM FITTINGS

VANITY BASIN	Bench-mounted basin
TOILET SUITE	In-wall cistern
TAPWARE – ‘Coastal’	Polished chrome finish
TAPWARE – ‘Hinterland’	Gunmetal basin mixer, shower rose and rail, shower mixer
ACCESSORIES – ‘Coastal’	Polished chrome finish
ACCESSORIES – ‘Headland’	Gunmetal finish
TOWEL RAIL	Heated
SHOWER SCREEN	Custom framed clear glass

### LAUNDRY

FLOOR	Vitrified tiles
WALLS	Vitrified tiles, low sheen acrylic paint
CEILING	Flat acrylic paint
JOINERY TOP	Natural stone
JOINERY FRONTS	Laminate finish
WASH TUB	Compact stainless underslung steel
TAPWARE – ‘Coastal’	Polished chrome finish mixer
TAPWARE – ‘Headland’	Gunmetal finish mixer
WASHER & CLOTHES DRYER	Washer dryer set

### GENERALLY

CEILING FANS	Bedroom and living areas
HOME TECH	My Air or equivalent
LIGHTING	Warm LED recessed
PENDANTS	Pre-wired at dining  Prewired at master bedroom
AIR CON	Reverse cycle ducted zone controlled system
TV	– NBN provided to building and wiring installed to each apartment – Foxtel system, cabling and outlets provided – Free-to-air TV system provided
BALCONY	– Balustrade framed glass – Floor vitrified tile – Soffit painted – Water point, power point and gas bayonet

# UPGRADE SCHEDULE

VICTORIA RESIDENCES

	CLASSIC	PREMIUM	LUXE
JOINERY	Laminated/timber-look laminate	Combination timber veneer/2 Pac finish	Combination timber veneer/2 Pac finish
BENCHTOP	Reconstituted stone	Natural stone	Natural stone
OVEN	Smeg 60cm Pyrolytic	Miele 90cm Pyrolytic (Upgrade from Classic to Premium in 1 & 2 bedroom apartments; Miele 60cm pyrolytic)	Gaggenau 90cm Pyrolytic
COOKTOP	Smeg 60cm Induction	Miele 90cm Induction (Upgrade from Classic to Premium in 1 & 2 bedroom apartments; Miele 60cm Induction)	Gaggenau 90cm Induction
DISHWASHER	Semi integrated	Fully integrated	Gaggenau
MICROWAVE	NA	Miele	Built-in combi oven
FRIDGE	NA	Fisher & Paykel Fully integrated	Fisher & Paykel Fully integrated
WINE FRIDGE	NA	Vintec or similar (Does not apply to 1 & 2 bedroom apartments)	Vintec temperature controlled
DRYER	Fisher & Paykel	Fisher & Paykel	Fisher & Paykel
WASHING MACHINE	NA	Fisher & Paykel	Fisher & Paykel



V&A  
BODY CORPORATE

**Body Corporate for "The Victoria"  
12-22 Albert Avenue, Broadbeach QLD**

**SCHEDULE OF PROPOSED CONTRIBUTIONS**

Total Number of Lots	278
Administrative fund contribution per unit of contribution lot entitlement (Annual Contribution)	\$ 134.12
Sinking fund contribution per unit of contribution lot entitlement (Annual Contribution)	\$ 27.68
Insurance contribution per unit of interest lot entitlement (Annual Contribution)	\$ 38.98

Lot Count	Lot / Unit Number	Number of Bedrooms	Contribution Lot Entitlements	Interest Lot Entitlements	AGREEMENTS (not part of calculations but included in Admin Fund)				A	B	C	(A)	(B + C)	(A + B + C)	Total Weekly Contribution Including Insurance
					Body Corporate Management (Including PP&S)	Building Management Agreement	Caretaking Agreement	Bulk Embedded Network Agreement (Energy Trade)							
1	2051	3 bdrm	38	36	\$220.88	\$1.95	\$2,926.32	\$511.51	\$1,407.33	\$4,702.46	\$1,051.77	\$1,407.33	\$5,754.22	\$7,161.56	\$137.72
2	2052	3 bdrm	39	46	\$226.69	\$2.00	\$3,003.32	\$524.98	\$1,798.26	\$4,826.21	\$1,079.44	\$1,798.26	\$5,905.65	\$7,703.91	\$148.15
3	2053	2 bdrm	32	19	\$186.00	\$1.64	\$2,464.27	\$430.75	\$742.76	\$3,959.97	\$885.70	\$742.76	\$4,845.66	\$5,588.42	\$107.47
4	2054	2 bdrm	33	24	\$191.82	\$1.69	\$2,541.27	\$444.21	\$938.22	\$4,083.71	\$913.38	\$938.22	\$4,997.09	\$5,935.31	\$114.14
5	2055	1.5 bdrm	30	13	\$174.38	\$1.54	\$2,310.25	\$403.83	\$508.20	\$3,712.47	\$830.34	\$508.20	\$4,542.81	\$5,051.01	\$97.13
6	2056	2 bdrm	33	18	\$191.82	\$1.69	\$2,541.27	\$444.21	\$703.67	\$4,083.71	\$913.38	\$703.67	\$4,997.09	\$5,700.76	\$109.63
7	2061	3 bdrm	38	36	\$220.88	\$1.95	\$2,926.32	\$511.51	\$1,407.33	\$4,702.46	\$1,051.77	\$1,407.33	\$5,754.22	\$7,161.56	\$137.72
8	2062	3 bdrm	39	46	\$226.69	\$2.00	\$3,003.32	\$524.98	\$1,798.26	\$4,826.21	\$1,079.44	\$1,798.26	\$5,905.65	\$7,703.91	\$148.15
9	2063	2 bdrm	32	19	\$186.00	\$1.64	\$2,464.27	\$430.75	\$742.76	\$3,959.97	\$885.70	\$742.76	\$4,845.66	\$5,588.42	\$107.47
10	2064	2 bdrm	33	24	\$191.82	\$1.69	\$2,541.27	\$444.21	\$938.22	\$4,083.71	\$913.38	\$938.22	\$4,997.09	\$5,935.31	\$114.14
11	2065	1.5 bdrm	30	13	\$174.38	\$1.54	\$2,310.25	\$403.83	\$508.20	\$3,712.47	\$830.34	\$508.20	\$4,542.81	\$5,051.01	\$97.13
12	2066	2 bdrm	33	18	\$191.82	\$1.69	\$2,541.27	\$444.21	\$703.67	\$4,083.71	\$913.38	\$703.67	\$4,997.09	\$5,700.76	\$109.63
13	2071	3 bdrm	38	36	\$220.88	\$1.95	\$2,926.32	\$511.51	\$1,407.33	\$4,702.46	\$1,051.77	\$1,407.33	\$5,754.22	\$7,161.56	\$137.72
14	2072	3 bdrm	39	46	\$226.69	\$2.00	\$3,003.32	\$524.98	\$1,798.26	\$4,826.21	\$1,079.44	\$1,798.26	\$5,905.65	\$7,703.91	\$148.15
15	2073	2 bdrm	32	19	\$186.00	\$1.64	\$2,464.27	\$430.75	\$742.76	\$3,959.97	\$885.70	\$742.76	\$4,845.66	\$5,588.42	\$107.47
16	2074	2 bdrm	33	24	\$191.82	\$1.69	\$2,541.27	\$444.21	\$938.22	\$4,083.71	\$913.38	\$938.22	\$4,997.09	\$5,935.31	\$114.14
17	2075	1.5 bdrm	30	13	\$174.38	\$1.54	\$2,310.25	\$403.83	\$508.20	\$3,712.47	\$830.34	\$508.20	\$4,542.81	\$5,051.01	\$97.13
18	2076	2 bdrm	33	18	\$191.82	\$1.69	\$2,541.27	\$444.21	\$703.67	\$4,083.71	\$913.38	\$703.67	\$4,997.09	\$5,700.76	\$109.63
19	2081	3 bdrm	38	37	\$220.88	\$1.95	\$2,926.32	\$511.51	\$1,446.43	\$4,702.46	\$1,051.77	\$1,446.43	\$5,754.22	\$7,200.65	\$138.47
20	2082	3 bdrm	39	46	\$226.69	\$2.00	\$3,003.32	\$524.98	\$1,798.26	\$4,826.21	\$1,079.44	\$1,798.26	\$5,905.65	\$7,703.91	\$148.15
21	2083	2 bdrm	32	19	\$186.00	\$1.64	\$2,464.27	\$430.75	\$742.76	\$3,959.97	\$885.70	\$742.76	\$4,845.66	\$5,588.42	\$107.47

**Body Corporate for "The Victoria"**  
**12-22 Albert Avenue, Broadbeach QLD**

**SCHEDULE OF PROPOSED CONTRIBUTIONS**

Total Number of Lots	278
Administrative fund contribution per unit of contribution lot entitlement (Annual Contribution)	\$ 134.12
Sinking fund contribution per unit of contribution lot entitlement (Annual Contribution)	\$ 27.68
Insurance contribution per unit of interest lot entitlement (Annual Contribution)	\$ 38.98

Lot Count	Lot / Unit Number	Number of Bedrooms	Contribution Lot Entitlements	Interest Lot Entitlements	AGREEMENTS (not part of calculations but included in Admin Fund)				A	B	C	(A)	(B + C)	(A + B + C)	Total Weekly Contribution Including Insurance
					Body Corporate Management (Including PP&S)	Building Management Agreement	Caretaking Agreement	Bulk Embedded Network Agreement (Energy Trade)							
22	2084	2 bdrm	33	24	\$191.82	\$1.69	\$2,541.27	\$444.21	\$938.22	\$4,083.71	\$913.38	\$938.22	\$4,997.09	\$5,935.31	\$114.14
23	2085	1.5 bdrm	30	13	\$174.38	\$1.54	\$2,310.25	\$403.83	\$508.20	\$3,712.47	\$830.34	\$508.20	\$4,542.81	\$5,051.01	\$97.13
24	2086	2 bdrm	33	19	\$191.82	\$1.69	\$2,541.27	\$444.21	\$742.76	\$4,083.71	\$913.38	\$742.76	\$4,997.09	\$5,739.85	\$110.38
25	2091	3 bdrm	38	37	\$220.88	\$1.95	\$2,926.32	\$511.51	\$1,446.43	\$4,702.46	\$1,051.77	\$1,446.43	\$5,754.22	\$7,200.65	\$138.47
26	2092	3 bdrm	39	47	\$226.69	\$2.00	\$3,003.32	\$524.98	\$1,837.35	\$4,826.21	\$1,079.44	\$1,837.35	\$5,905.65	\$7,743.00	\$148.90
27	2093	2 bdrm	32	19	\$186.00	\$1.64	\$2,464.27	\$430.75	\$742.76	\$3,959.97	\$885.70	\$742.76	\$4,845.66	\$5,588.42	\$107.47
28	2094	2 bdrm	33	25	\$191.82	\$1.69	\$2,541.27	\$444.21	\$977.31	\$4,083.71	\$913.38	\$977.31	\$4,997.09	\$5,974.40	\$114.89
29	2095	1.5 bdrm	30	14	\$174.38	\$1.54	\$2,310.25	\$403.83	\$547.30	\$3,712.47	\$830.34	\$547.30	\$4,542.81	\$5,090.10	\$97.89
30	2096	2 bdrm	33	19	\$191.82	\$1.69	\$2,541.27	\$444.21	\$742.76	\$4,083.71	\$913.38	\$742.76	\$4,997.09	\$5,739.85	\$110.38
31	2101	3 bdrm	38	37	\$220.88	\$1.95	\$2,926.32	\$511.51	\$1,446.43	\$4,702.46	\$1,051.77	\$1,446.43	\$5,754.22	\$7,200.65	\$138.47
32	2102	3 bdrm	39	47	\$226.69	\$2.00	\$3,003.32	\$524.98	\$1,837.35	\$4,826.21	\$1,079.44	\$1,837.35	\$5,905.65	\$7,743.00	\$148.90
33	2103	2 bdrm	32	20	\$186.00	\$1.64	\$2,464.27	\$430.75	\$781.85	\$3,959.97	\$885.70	\$781.85	\$4,845.66	\$5,627.51	\$108.22
34	2104	2 bdrm	33	26	\$191.82	\$1.69	\$2,541.27	\$444.21	\$1,016.41	\$4,083.71	\$913.38	\$1,016.41	\$4,997.09	\$6,013.50	\$115.64
35	2105	1.5 bdrm	30	15	\$174.38	\$1.54	\$2,310.25	\$403.83	\$586.39	\$3,712.47	\$830.34	\$586.39	\$4,542.81	\$5,129.20	\$98.64
36	2106	2 bdrm	33	20	\$191.82	\$1.69	\$2,541.27	\$444.21	\$781.85	\$4,083.71	\$913.38	\$781.85	\$4,997.09	\$5,778.94	\$111.13
37	2111	3 bdrm	38	37	\$220.88	\$1.95	\$2,926.32	\$511.51	\$1,446.43	\$4,702.46	\$1,051.77	\$1,446.43	\$5,754.22	\$7,200.65	\$138.47
38	2112	3 bdrm	39	47	\$226.69	\$2.00	\$3,003.32	\$524.98	\$1,837.35	\$4,826.21	\$1,079.44	\$1,837.35	\$5,905.65	\$7,743.00	\$148.90
39	2113	2 bdrm	32	20	\$186.00	\$1.64	\$2,464.27	\$430.75	\$781.85	\$3,959.97	\$885.70	\$781.85	\$4,845.66	\$5,627.51	\$108.22
40	2114	2 bdrm	33	27	\$191.82	\$1.69	\$2,541.27	\$444.21	\$1,055.50	\$4,083.71	\$913.38	\$1,055.50	\$4,997.09	\$6,052.59	\$116.40
41	2115	1.5 bdrm	30	15	\$174.38	\$1.54	\$2,310.25	\$403.83	\$586.39	\$3,712.47	\$830.34	\$586.39	\$4,542.81	\$5,129.20	\$98.64
42	2116	2 bdrm	33	20	\$191.82	\$1.69	\$2,541.27	\$444.21	\$781.85	\$4,083.71	\$913.38	\$781.85	\$4,997.09	\$5,778.94	\$111.13

**Body Corporate for "The Victoria"**  
**12-22 Albert Avenue, Broadbeach QLD**

**SCHEDULE OF PROPOSED CONTRIBUTIONS**

Total Number of Lots	278
Administrative fund contribution per unit of contribution lot entitlement (Annual Contribution)	\$ 134.12
Sinking fund contribution per unit of contribution lot entitlement (Annual Contribution)	\$ 27.68
Insurance contribution per unit of interest lot entitlement (Annual Contribution)	\$ 38.98

Lot Count	Lot / Unit Number	Number of Bedrooms	Contribution Lot Entitlements	Interest Lot Entitlements	AGREEMENTS (not part of calculations but included in Admin Fund)				A	B	C	(A)	(B + C)	(A + B + C)	Total Weekly Contribution Including Insurance
					Body Corporate Management (Including PP&S)	Building Management Agreement	Caretaking Agreement	Bulk Embedded Network Agreement (Energy Trade)							
43	2121	3 bdrm	38	38	\$220.88	\$1.95	\$2,926.32	\$511.51	\$1,485.52	\$4,702.46	\$1,051.77	\$1,485.52	\$5,754.22	\$7,239.74	\$139.23
44	2122	3 bdrm	39	47	\$226.69	\$2.00	\$3,003.32	\$524.98	\$1,837.35	\$4,826.21	\$1,079.44	\$1,837.35	\$5,905.65	\$7,743.00	\$148.90
45	2123	2 bdrm	32	21	\$186.00	\$1.64	\$2,464.27	\$430.75	\$820.94	\$3,959.97	\$885.70	\$820.94	\$4,845.66	\$5,666.61	\$108.97
46	2124	2 bdrm	33	27	\$191.82	\$1.69	\$2,541.27	\$444.21	\$1,055.50	\$4,083.71	\$913.38	\$1,055.50	\$4,997.09	\$6,052.59	\$116.40
47	2125	1.5 bdrm	30	15	\$174.38	\$1.54	\$2,310.25	\$403.83	\$586.39	\$3,712.47	\$830.34	\$586.39	\$4,542.81	\$5,129.20	\$98.64
48	2126	2 bdrm	33	20	\$191.82	\$1.69	\$2,541.27	\$444.21	\$781.85	\$4,083.71	\$913.38	\$781.85	\$4,997.09	\$5,778.94	\$111.13
49	2131	3 bdrm	38	38	\$220.88	\$1.95	\$2,926.32	\$511.51	\$1,485.52	\$4,702.46	\$1,051.77	\$1,485.52	\$5,754.22	\$7,239.74	\$139.23
50	2132	3 bdrm	39	48	\$226.69	\$2.00	\$3,003.32	\$524.98	\$1,876.44	\$4,826.21	\$1,079.44	\$1,876.44	\$5,905.65	\$7,782.10	\$149.66
51	2133	2 bdrm	32	21	\$186.00	\$1.64	\$2,464.27	\$430.75	\$820.94	\$3,959.97	\$885.70	\$820.94	\$4,845.66	\$5,666.61	\$108.97
52	2134	2 bdrm	33	27	\$191.82	\$1.69	\$2,541.27	\$444.21	\$1,055.50	\$4,083.71	\$913.38	\$1,055.50	\$4,997.09	\$6,052.59	\$116.40
53	2135	1.5 bdrm	30	15	\$174.38	\$1.54	\$2,310.25	\$403.83	\$586.39	\$3,712.47	\$830.34	\$586.39	\$4,542.81	\$5,129.20	\$98.64
54	2136	2 bdrm	33	20	\$191.82	\$1.69	\$2,541.27	\$444.21	\$781.85	\$4,083.71	\$913.38	\$781.85	\$4,997.09	\$5,778.94	\$111.13
55	2141	3 bdrm	38	38	\$220.88	\$1.95	\$2,926.32	\$511.51	\$1,485.52	\$4,702.46	\$1,051.77	\$1,485.52	\$5,754.22	\$7,239.74	\$139.23
56	2142	3 bdrm	39	48	\$226.69	\$2.00	\$3,003.32	\$524.98	\$1,876.44	\$4,826.21	\$1,079.44	\$1,876.44	\$5,905.65	\$7,782.10	\$149.66
57	2143	2 bdrm	32	21	\$186.00	\$1.64	\$2,464.27	\$430.75	\$820.94	\$3,959.97	\$885.70	\$820.94	\$4,845.66	\$5,666.61	\$108.97
58	2144	2 bdrm	33	27	\$191.82	\$1.69	\$2,541.27	\$444.21	\$1,055.50	\$4,083.71	\$913.38	\$1,055.50	\$4,997.09	\$6,052.59	\$116.40
59	2145	1.5 bdrm	30	15	\$174.38	\$1.54	\$2,310.25	\$403.83	\$586.39	\$3,712.47	\$830.34	\$586.39	\$4,542.81	\$5,129.20	\$98.64
60	2146	2 bdrm	33	20	\$191.82	\$1.69	\$2,541.27	\$444.21	\$781.85	\$4,083.71	\$913.38	\$781.85	\$4,997.09	\$5,778.94	\$111.13
61	2151	3 bdrm	38	38	\$220.88	\$1.95	\$2,926.32	\$511.51	\$1,485.52	\$4,702.46	\$1,051.77	\$1,485.52	\$5,754.22	\$7,239.74	\$139.23
62	2152	3 bdrm	39	48	\$226.69	\$2.00	\$3,003.32	\$524.98	\$1,876.44	\$4,826.21	\$1,079.44	\$1,876.44	\$5,905.65	\$7,782.10	\$149.66
63	2153	2 bdrm	32	21	\$186.00	\$1.64	\$2,464.27	\$430.75	\$820.94	\$3,959.97	\$885.70	\$820.94	\$4,845.66	\$5,666.61	\$108.97

**Body Corporate for "The Victoria"**  
**12-22 Albert Avenue, Broadbeach QLD**

**SCHEDULE OF PROPOSED CONTRIBUTIONS**

Total Number of Lots	278
Administrative fund contribution per unit of contribution lot entitlement (Annual Contribution)	\$ 134.12
Sinking fund contribution per unit of contribution lot entitlement (Annual Contribution)	\$ 27.68
Insurance contribution per unit of interest lot entitlement (Annual Contribution)	\$ 38.98

Lot Count	Lot / Unit Number	Number of Bedrooms	Contribution Lot Entitlements	Interest Lot Entitlements	AGREEMENTS (not part of calculations but included in Admin Fund)				A	B	C	(A)	(B + C)	(A + B + C)	Total Weekly Contribution Including Insurance
					Body Corporate Management (Including PP&S)	Building Management Agreement	Caretaking Agreement	Bulk Embedded Network Agreement (Energy Trade)							
64	2154	2 bdrm	33	27	\$191.82	\$1.69	\$2,541.27	\$444.21	\$1,055.50	\$4,083.71	\$913.38	\$1,055.50	\$4,997.09	\$6,052.59	\$116.40
65	2155	1.5 bdrm	30	15	\$174.38	\$1.54	\$2,310.25	\$403.83	\$586.39	\$3,712.47	\$830.34	\$586.39	\$4,542.81	\$5,129.20	\$98.64
66	2156	2 bdrm	33	21	\$191.82	\$1.69	\$2,541.27	\$444.21	\$820.94	\$4,083.71	\$913.38	\$820.94	\$4,997.09	\$5,818.03	\$111.89
67	2161	3 bdrm	38	39	\$220.88	\$1.95	\$2,926.32	\$511.51	\$1,524.61	\$4,702.46	\$1,051.77	\$1,524.61	\$5,754.22	\$7,278.83	\$139.98
68	2162	3 bdrm	39	48	\$226.69	\$2.00	\$3,003.32	\$524.98	\$1,876.44	\$4,826.21	\$1,079.44	\$1,876.44	\$5,905.65	\$7,782.10	\$149.66
69	2163	2 bdrm	32	21	\$186.00	\$1.64	\$2,464.27	\$430.75	\$820.94	\$3,959.97	\$885.70	\$820.94	\$4,845.66	\$5,666.61	\$108.97
70	2164	2 bdrm	33	27	\$191.82	\$1.69	\$2,541.27	\$444.21	\$1,055.50	\$4,083.71	\$913.38	\$1,055.50	\$4,997.09	\$6,052.59	\$116.40
71	2165	1.5 bdrm	30	15	\$174.38	\$1.54	\$2,310.25	\$403.83	\$586.39	\$3,712.47	\$830.34	\$586.39	\$4,542.81	\$5,129.20	\$98.64
72	2166	2 bdrm	33	21	\$191.82	\$1.69	\$2,541.27	\$444.21	\$820.94	\$4,083.71	\$913.38	\$820.94	\$4,997.09	\$5,818.03	\$111.89
73	2171	3 bdrm	38	39	\$220.88	\$1.95	\$2,926.32	\$511.51	\$1,524.61	\$4,702.46	\$1,051.77	\$1,524.61	\$5,754.22	\$7,278.83	\$139.98
74	2172	3 bdrm	39	49	\$226.69	\$2.00	\$3,003.32	\$524.98	\$1,915.54	\$4,826.21	\$1,079.44	\$1,915.54	\$5,905.65	\$7,821.19	\$150.41
75	2173	2 bdrm	32	21	\$186.00	\$1.64	\$2,464.27	\$430.75	\$820.94	\$3,959.97	\$885.70	\$820.94	\$4,845.66	\$5,666.61	\$108.97
76	2174	2 bdrm	33	27	\$191.82	\$1.69	\$2,541.27	\$444.21	\$1,055.50	\$4,083.71	\$913.38	\$1,055.50	\$4,997.09	\$6,052.59	\$116.40
77	2175	1.5 bdrm	30	15	\$174.38	\$1.54	\$2,310.25	\$403.83	\$586.39	\$3,712.47	\$830.34	\$586.39	\$4,542.81	\$5,129.20	\$98.64
78	2176	2 bdrm	33	21	\$191.82	\$1.69	\$2,541.27	\$444.21	\$820.94	\$4,083.71	\$913.38	\$820.94	\$4,997.09	\$5,818.03	\$111.89
79	2181	3 bdrm	38	39	\$220.88	\$1.95	\$2,926.32	\$511.51	\$1,524.61	\$4,702.46	\$1,051.77	\$1,524.61	\$5,754.22	\$7,278.83	\$139.98
80	2182	3 bdrm	39	49	\$226.69	\$2.00	\$3,003.32	\$524.98	\$1,915.54	\$4,826.21	\$1,079.44	\$1,915.54	\$5,905.65	\$7,821.19	\$150.41
81	2183	2 bdrm	32	23	\$186.00	\$1.64	\$2,464.27	\$430.75	\$899.13	\$3,959.97	\$885.70	\$899.13	\$4,845.66	\$5,744.79	\$110.48
82	2184	2 bdrm	33	28	\$191.82	\$1.69	\$2,541.27	\$444.21	\$1,094.59	\$4,083.71	\$913.38	\$1,094.59	\$4,997.09	\$6,091.68	\$117.15
83	2185	1.5 bdrm	30	15	\$174.38	\$1.54	\$2,310.25	\$403.83	\$586.39	\$3,712.47	\$830.34	\$586.39	\$4,542.81	\$5,129.20	\$98.64
84	2186	2 bdrm	33	21	\$191.82	\$1.69	\$2,541.27	\$444.21	\$820.94	\$4,083.71	\$913.38	\$820.94	\$4,997.09	\$5,818.03	\$111.89

**Body Corporate for "The Victoria"**  
**12-22 Albert Avenue, Broadbeach QLD**

**SCHEDULE OF PROPOSED CONTRIBUTIONS**

Total Number of Lots	278
Administrative fund contribution per unit of contribution lot entitlement (Annual Contribution)	\$ 134.12
Sinking fund contribution per unit of contribution lot entitlement (Annual Contribution)	\$ 27.68
Insurance contribution per unit of interest lot entitlement (Annual Contribution)	\$ 38.98

Lot Count	Lot / Unit Number	Number of Bedrooms	Contribution Lot Entitlements	Interest Lot Entitlements	AGREEMENTS (not part of calculations but included in Admin Fund)				A	B	C	(A)	(B + C)	(A + B + C)	Total Weekly Contribution Including Insurance
					Body Corporate Management (Including PP&S)	Building Management Agreement	Caretaking Agreement	Bulk Embedded Network Agreement (Energy Trade)							
85	2191	3 bdrm	38	39	\$220.88	\$1.95	\$2,926.32	\$511.51	\$1,524.61	\$4,702.46	\$1,051.77	\$1,524.61	\$5,754.22	\$7,278.83	\$139.98
86	2192	3 bdrm	39	49	\$226.69	\$2.00	\$3,003.32	\$524.98	\$1,915.54	\$4,826.21	\$1,079.44	\$1,915.54	\$5,905.65	\$7,821.19	\$150.41
87	2193	2 bdrm	32	23	\$186.00	\$1.64	\$2,464.27	\$430.75	\$899.13	\$3,959.97	\$885.70	\$899.13	\$4,845.66	\$5,744.79	\$110.48
88	2194	2 bdrm	33	28	\$191.82	\$1.69	\$2,541.27	\$444.21	\$1,094.59	\$4,083.71	\$913.38	\$1,094.59	\$4,997.09	\$6,091.68	\$117.15
89	2195	1.5 bdrm	30	15	\$174.38	\$1.54	\$2,310.25	\$403.83	\$586.39	\$3,712.47	\$830.34	\$586.39	\$4,542.81	\$5,129.20	\$98.64
90	2196	2 bdrm	33	21	\$191.82	\$1.69	\$2,541.27	\$444.21	\$820.94	\$4,083.71	\$913.38	\$820.94	\$4,997.09	\$5,818.03	\$111.89
91	2201	3 bdrm	38	39	\$220.88	\$1.95	\$2,926.32	\$511.51	\$1,524.61	\$4,702.46	\$1,051.77	\$1,524.61	\$5,754.22	\$7,278.83	\$139.98
92	2202	3 bdrm	39	49	\$226.69	\$2.00	\$3,003.32	\$524.98	\$1,915.54	\$4,826.21	\$1,079.44	\$1,915.54	\$5,905.65	\$7,821.19	\$150.41
93	2203	2 bdrm	32	23	\$186.00	\$1.64	\$2,464.27	\$430.75	\$899.13	\$3,959.97	\$885.70	\$899.13	\$4,845.66	\$5,744.79	\$110.48
94	2204	2 bdrm	33	28	\$191.82	\$1.69	\$2,541.27	\$444.21	\$1,094.59	\$4,083.71	\$913.38	\$1,094.59	\$4,997.09	\$6,091.68	\$117.15
95	2205	1.5 bdrm	30	15	\$174.38	\$1.54	\$2,310.25	\$403.83	\$586.39	\$3,712.47	\$830.34	\$586.39	\$4,542.81	\$5,129.20	\$98.64
96	2206	2 bdrm	33	22	\$191.82	\$1.69	\$2,541.27	\$444.21	\$860.04	\$4,083.71	\$913.38	\$860.04	\$4,997.09	\$5,857.13	\$112.64
97	2211	3 bdrm	38	40	\$220.88	\$1.95	\$2,926.32	\$511.51	\$1,563.70	\$4,702.46	\$1,051.77	\$1,563.70	\$5,754.22	\$7,317.93	\$140.73
98	2212	3 bdrm	39	49	\$226.69	\$2.00	\$3,003.32	\$524.98	\$1,915.54	\$4,826.21	\$1,079.44	\$1,915.54	\$5,905.65	\$7,821.19	\$150.41
99	2213	2 bdrm	32	23	\$186.00	\$1.64	\$2,464.27	\$430.75	\$899.13	\$3,959.97	\$885.70	\$899.13	\$4,845.66	\$5,744.79	\$110.48
100	2214	2 bdrm	33	28	\$191.82	\$1.69	\$2,541.27	\$444.21	\$1,094.59	\$4,083.71	\$913.38	\$1,094.59	\$4,997.09	\$6,091.68	\$117.15
101	2215	1.5 bdrm	30	15	\$174.38	\$1.54	\$2,310.25	\$403.83	\$586.39	\$3,712.47	\$830.34	\$586.39	\$4,542.81	\$5,129.20	\$98.64
102	2216	2 bdrm	33	22	\$191.82	\$1.69	\$2,541.27	\$444.21	\$860.04	\$4,083.71	\$913.38	\$860.04	\$4,997.09	\$5,857.13	\$112.64
103	2221	3 bdrm	38	40	\$220.88	\$1.95	\$2,926.32	\$511.51	\$1,563.70	\$4,702.46	\$1,051.77	\$1,563.70	\$5,754.22	\$7,317.93	\$140.73
104	2222	3 bdrm	39	50	\$226.69	\$2.00	\$3,003.32	\$524.98	\$1,954.63	\$4,826.21	\$1,079.44	\$1,954.63	\$5,905.65	\$7,860.28	\$151.16
105	2223	2 bdrm	32	23	\$186.00	\$1.64	\$2,464.27	\$430.75	\$899.13	\$3,959.97	\$885.70	\$899.13	\$4,845.66	\$5,744.79	\$110.48

**Body Corporate for "The Victoria"**  
**12-22 Albert Avenue, Broadbeach QLD**

**SCHEDULE OF PROPOSED CONTRIBUTIONS**

Total Number of Lots	278
Administrative fund contribution per unit of contribution lot entitlement (Annual Contribution)	\$ 134.12
Sinking fund contribution per unit of contribution lot entitlement (Annual Contribution)	\$ 27.68
Insurance contribution per unit of interest lot entitlement (Annual Contribution)	\$ 38.98

Lot Count	Lot / Unit Number	Number of Bedrooms	Contribution Lot Entitlements	Interest Lot Entitlements	AGREEMENTS (not part of calculations but included in Admin Fund)				A	B	C	(A)	(B + C)	(A + B + C)	Total Weekly Contribution Including Insurance
					Body Corporate Management (including PP&S)	Building Management Agreement	Caretaking Agreement	Bulk Embedded Network Agreement (Energy Trade)							
106	2224	2 bdrm	33	28	\$191.82	\$1.69	\$2,541.27	\$444.21	\$1,094.59	\$4,083.71	\$913.38	\$1,094.59	\$4,997.09	\$6,091.68	\$117.15
107	2225	1.5 bdrm	30	15	\$174.38	\$1.54	\$2,310.25	\$403.83	\$586.39	\$3,712.47	\$830.34	\$586.39	\$4,542.81	\$5,129.20	\$98.64
108	2226	2 bdrm	33	22	\$191.82	\$1.69	\$2,541.27	\$444.21	\$860.04	\$4,083.71	\$913.38	\$860.04	\$4,997.09	\$5,857.13	\$112.64
109	2231	3 bdrm	38	40	\$220.88	\$1.95	\$2,926.32	\$511.51	\$1,563.70	\$4,702.46	\$1,051.77	\$1,563.70	\$5,754.22	\$7,317.93	\$140.73
110	2232	3 bdrm	39	50	\$226.69	\$2.00	\$3,003.32	\$524.98	\$1,954.63	\$4,826.21	\$1,079.44	\$1,954.63	\$5,905.65	\$7,860.28	\$151.16
111	2233	2 bdrm	32	23	\$186.00	\$1.64	\$2,464.27	\$430.75	\$899.13	\$3,959.97	\$885.70	\$899.13	\$4,845.66	\$5,744.79	\$110.48
112	2234	2 bdrm	33	29	\$191.82	\$1.69	\$2,541.27	\$444.21	\$1,133.68	\$4,083.71	\$913.38	\$1,133.68	\$4,997.09	\$6,130.77	\$117.90
113	2235	1.5 bdrm	30	15	\$174.38	\$1.54	\$2,310.25	\$403.83	\$586.39	\$3,712.47	\$830.34	\$586.39	\$4,542.81	\$5,129.20	\$98.64
114	2236	2 bdrm	33	22	\$191.82	\$1.69	\$2,541.27	\$444.21	\$860.04	\$4,083.71	\$913.38	\$860.04	\$4,997.09	\$5,857.13	\$112.64
115	2241	3 bdrm	38	40	\$220.88	\$1.95	\$2,926.32	\$511.51	\$1,563.70	\$4,702.46	\$1,051.77	\$1,563.70	\$5,754.22	\$7,317.93	\$140.73
116	2242	3 bdrm	39	50	\$226.69	\$2.00	\$3,003.32	\$524.98	\$1,954.63	\$4,826.21	\$1,079.44	\$1,954.63	\$5,905.65	\$7,860.28	\$151.16
117	2243	2 bdrm	32	23	\$186.00	\$1.64	\$2,464.27	\$430.75	\$899.13	\$3,959.97	\$885.70	\$899.13	\$4,845.66	\$5,744.79	\$110.48
118	2244	2 bdrm	33	29	\$191.82	\$1.69	\$2,541.27	\$444.21	\$1,133.68	\$4,083.71	\$913.38	\$1,133.68	\$4,997.09	\$6,130.77	\$117.90
119	2245	1.5 bdrm	30	15	\$174.38	\$1.54	\$2,310.25	\$403.83	\$586.39	\$3,712.47	\$830.34	\$586.39	\$4,542.81	\$5,129.20	\$98.64
120	2246	2 bdrm	33	22	\$191.82	\$1.69	\$2,541.27	\$444.21	\$860.04	\$4,083.71	\$913.38	\$860.04	\$4,997.09	\$5,857.13	\$112.64
121	2251	3 bdrm	38	41	\$220.88	\$1.95	\$2,926.32	\$511.51	\$1,602.80	\$4,702.46	\$1,051.77	\$1,602.80	\$5,754.22	\$7,357.02	\$141.48
122	2252	3 bdrm	39	50	\$226.69	\$2.00	\$3,003.32	\$524.98	\$1,954.63	\$4,826.21	\$1,079.44	\$1,954.63	\$5,905.65	\$7,860.28	\$151.16
123	2253	2 bdrm	32	24	\$186.00	\$1.64	\$2,464.27	\$430.75	\$938.22	\$3,959.97	\$885.70	\$938.22	\$4,845.66	\$5,783.88	\$111.23
124	2254	2 bdrm	33	29	\$191.82	\$1.69	\$2,541.27	\$444.21	\$1,133.68	\$4,083.71	\$913.38	\$1,133.68	\$4,997.09	\$6,130.77	\$117.90
125	2255	1.5 bdrm	30	15	\$174.38	\$1.54	\$2,310.25	\$403.83	\$586.39	\$3,712.47	\$830.34	\$586.39	\$4,542.81	\$5,129.20	\$98.64
126	2256	2 bdrm	33	22	\$191.82	\$1.69	\$2,541.27	\$444.21	\$860.04	\$4,083.71	\$913.38	\$860.04	\$4,997.09	\$5,857.13	\$112.64

**Body Corporate for "The Victoria"**  
**12-22 Albert Avenue, Broadbeach QLD**

**SCHEDULE OF PROPOSED CONTRIBUTIONS**

Total Number of Lots	278
Administrative fund contribution per unit of contribution lot entitlement (Annual Contribution)	\$ 134.12
Sinking fund contribution per unit of contribution lot entitlement (Annual Contribution)	\$ 27.68
Insurance contribution per unit of interest lot entitlement (Annual Contribution)	\$ 38.98

Lot Count	Lot / Unit Number	Number of Bedrooms	Contribution Lot Entitlements	Interest Lot Entitlements	AGREEMENTS (not part of calculations but included in Admin Fund)				A	B	C	(A)	(B + C)	(A + B + C)	Total Weekly Contribution Including Insurance
					Body Corporate Management (including PP&S)	Building Management Agreement	Caretaking Agreement	Bulk Embedded Network Agreement (Energy Trade)							
127	2261	3 bdrm	38	41	\$220.88	\$1.95	\$2,926.32	\$511.51	\$1,602.80	\$4,702.46	\$1,051.77	\$1,602.80	\$5,754.22	\$7,357.02	\$141.48
128	2262	3 bdrm	39	51	\$226.69	\$2.00	\$3,003.32	\$524.98	\$1,993.72	\$4,826.21	\$1,079.44	\$1,993.72	\$5,905.65	\$7,899.37	\$151.91
129	2263	2 bdrm	32	24	\$186.00	\$1.64	\$2,464.27	\$430.75	\$938.22	\$3,959.97	\$885.70	\$938.22	\$4,845.66	\$5,783.88	\$111.23
130	2264	2 bdrm	33	29	\$191.82	\$1.69	\$2,541.27	\$444.21	\$1,133.68	\$4,083.71	\$913.38	\$1,133.68	\$4,997.09	\$6,130.77	\$117.90
131	2265	1.5 bdrm	30	15	\$174.38	\$1.54	\$2,310.25	\$403.83	\$586.39	\$3,712.47	\$830.34	\$586.39	\$4,542.81	\$5,129.20	\$98.64
132	2266	2 bdrm	33	22	\$191.82	\$1.69	\$2,541.27	\$444.21	\$860.04	\$4,083.71	\$913.38	\$860.04	\$4,997.09	\$5,857.13	\$112.64
133	2271	3 bdrm	38	41	\$220.88	\$1.95	\$2,926.32	\$511.51	\$1,602.80	\$4,702.46	\$1,051.77	\$1,602.80	\$5,754.22	\$7,357.02	\$141.48
134	2272	3 bdrm	39	51	\$226.69	\$2.00	\$3,003.32	\$524.98	\$1,993.72	\$4,826.21	\$1,079.44	\$1,993.72	\$5,905.65	\$7,899.37	\$151.91
135	2273	2 bdrm	32	24	\$186.00	\$1.64	\$2,464.27	\$430.75	\$938.22	\$3,959.97	\$885.70	\$938.22	\$4,845.66	\$5,783.88	\$111.23
136	2274	2 bdrm	33	29	\$191.82	\$1.69	\$2,541.27	\$444.21	\$1,133.68	\$4,083.71	\$913.38	\$1,133.68	\$4,997.09	\$6,130.77	\$117.90
137	2275	1.5 bdrm	30	16	\$174.38	\$1.54	\$2,310.25	\$403.83	\$625.48	\$3,712.47	\$830.34	\$625.48	\$4,542.81	\$5,168.29	\$99.39
138	2276	2 bdrm	33	22	\$191.82	\$1.69	\$2,541.27	\$444.21	\$860.04	\$4,083.71	\$913.38	\$860.04	\$4,997.09	\$5,857.13	\$112.64
139	2281	3 bdrm	38	41	\$220.88	\$1.95	\$2,926.32	\$511.51	\$1,602.80	\$4,702.46	\$1,051.77	\$1,602.80	\$5,754.22	\$7,357.02	\$141.48
140	2282	3 bdrm	39	51	\$226.69	\$2.00	\$3,003.32	\$524.98	\$1,993.72	\$4,826.21	\$1,079.44	\$1,993.72	\$5,905.65	\$7,899.37	\$151.91
141	2283	2 bdrm	32	24	\$186.00	\$1.64	\$2,464.27	\$430.75	\$938.22	\$3,959.97	\$885.70	\$938.22	\$4,845.66	\$5,783.88	\$111.23
142	2284	2 bdrm	33	29	\$191.82	\$1.69	\$2,541.27	\$444.21	\$1,133.68	\$4,083.71	\$913.38	\$1,133.68	\$4,997.09	\$6,130.77	\$117.90
143	2285	1.5 bdrm	30	16	\$174.38	\$1.54	\$2,310.25	\$403.83	\$625.48	\$3,712.47	\$830.34	\$625.48	\$4,542.81	\$5,168.29	\$99.39
144	2286	2 bdrm	33	22	\$191.82	\$1.69	\$2,541.27	\$444.21	\$860.04	\$4,083.71	\$913.38	\$860.04	\$4,997.09	\$5,857.13	\$112.64
145	2291	3 bdrm	38	42	\$220.88	\$1.95	\$2,926.32	\$511.51	\$1,641.89	\$4,702.46	\$1,051.77	\$1,641.89	\$5,754.22	\$7,396.11	\$142.23
146	2292	3 bdrm	39	51	\$226.69	\$2.00	\$3,003.32	\$524.98	\$1,993.72	\$4,826.21	\$1,079.44	\$1,993.72	\$5,905.65	\$7,899.37	\$151.91
147	2293	2 bdrm	32	24	\$186.00	\$1.64	\$2,464.27	\$430.75	\$938.22	\$3,959.97	\$885.70	\$938.22	\$4,845.66	\$5,783.88	\$111.23

**Body Corporate for "The Victoria"**  
**12-22 Albert Avenue, Broadbeach QLD**

**SCHEDULE OF PROPOSED CONTRIBUTIONS**

Total Number of Lots	278
Administrative fund contribution per unit of contribution lot entitlement (Annual Contribution)	\$ 134.12
Sinking fund contribution per unit of contribution lot entitlement (Annual Contribution)	\$ 27.68
Insurance contribution per unit of interest lot entitlement (Annual Contribution)	\$ 38.98

Lot Count	Lot / Unit Number	Number of Bedrooms	Contribution Lot Entitlements	Interest Lot Entitlements	AGREEMENTS (not part of calculations but included in Admin Fund)				A	B	C	(A)	(B + C)	(A + B + C)	Total Weekly Contribution Including Insurance
					Body Corporate Management (Including PP&S)	Building Management Agreement	Caretaking Agreement	Bulk Embedded Network Agreement (Energy Trade)							
148	2294	2 bdrm	33	29	\$191.82	\$1.69	\$2,541.27	\$444.21	\$1,133.68	\$4,083.71	\$913.38	\$1,133.68	\$4,997.09	\$6,130.77	\$117.90
149	2295	1.5 bdrm	30	16	\$174.38	\$1.54	\$2,310.25	\$403.83	\$625.48	\$3,712.47	\$830.34	\$625.48	\$4,542.81	\$5,168.29	\$99.39
150	2296	2 bdrm	33	23	\$191.82	\$1.69	\$2,541.27	\$444.21	\$899.13	\$4,083.71	\$913.38	\$899.13	\$4,997.09	\$5,896.22	\$113.39
151	2301	3 bdrm	38	42	\$220.88	\$1.95	\$2,926.32	\$511.51	\$1,641.89	\$4,702.46	\$1,051.77	\$1,641.89	\$5,754.22	\$7,396.11	\$142.23
152	2302	3 bdrm	39	52	\$226.69	\$2.00	\$3,003.32	\$524.98	\$2,032.81	\$4,826.21	\$1,079.44	\$2,032.81	\$5,905.65	\$7,938.47	\$152.66
153	2303	2 bdrm	32	24	\$186.00	\$1.64	\$2,464.27	\$430.75	\$938.22	\$3,959.97	\$885.70	\$938.22	\$4,845.66	\$5,783.88	\$111.23
154	2304	2 bdrm	33	29	\$191.82	\$1.69	\$2,541.27	\$444.21	\$1,133.68	\$4,083.71	\$913.38	\$1,133.68	\$4,997.09	\$6,130.77	\$117.90
155	2305	1.5 bdrm	30	16	\$174.38	\$1.54	\$2,310.25	\$403.83	\$625.48	\$3,712.47	\$830.34	\$625.48	\$4,542.81	\$5,168.29	\$99.39
156	2306	2 bdrm	33	23	\$191.82	\$1.69	\$2,541.27	\$444.21	\$899.13	\$4,083.71	\$913.38	\$899.13	\$4,997.09	\$5,896.22	\$113.39
157	2311	3 bdrm	38	42	\$220.88	\$1.95	\$2,926.32	\$511.51	\$1,641.89	\$4,702.46	\$1,051.77	\$1,641.89	\$5,754.22	\$7,396.11	\$142.23
158	2312	3 bdrm	39	52	\$226.69	\$2.00	\$3,003.32	\$524.98	\$2,032.81	\$4,826.21	\$1,079.44	\$2,032.81	\$5,905.65	\$7,938.47	\$152.66
159	2313	2 bdrm	32	24	\$186.00	\$1.64	\$2,464.27	\$430.75	\$938.22	\$3,959.97	\$885.70	\$938.22	\$4,845.66	\$5,783.88	\$111.23
160	2314	2 bdrm	33	30	\$191.82	\$1.69	\$2,541.27	\$444.21	\$1,172.78	\$4,083.71	\$913.38	\$1,172.78	\$4,997.09	\$6,169.87	\$118.65
161	2315	1.5 bdrm	30	16	\$174.38	\$1.54	\$2,310.25	\$403.83	\$625.48	\$3,712.47	\$830.34	\$625.48	\$4,542.81	\$5,168.29	\$99.39
162	2316	2 bdrm	33	23	\$191.82	\$1.69	\$2,541.27	\$444.21	\$899.13	\$4,083.71	\$913.38	\$899.13	\$4,997.09	\$5,896.22	\$113.39
163	2321	3 bdrm	38	42	\$220.88	\$1.95	\$2,926.32	\$511.51	\$1,641.89	\$4,702.46	\$1,051.77	\$1,641.89	\$5,754.22	\$7,396.11	\$142.23
164	2322	3 bdrm	39	52	\$226.69	\$2.00	\$3,003.32	\$524.98	\$2,032.81	\$4,826.21	\$1,079.44	\$2,032.81	\$5,905.65	\$7,938.47	\$152.66
165	2323	2 bdrm	32	24	\$186.00	\$1.64	\$2,464.27	\$430.75	\$938.22	\$3,959.97	\$885.70	\$938.22	\$4,845.66	\$5,783.88	\$111.23
166	2324	2 bdrm	33	30	\$191.82	\$1.69	\$2,541.27	\$444.21	\$1,172.78	\$4,083.71	\$913.38	\$1,172.78	\$4,997.09	\$6,169.87	\$118.65
167	2325	1.5 bdrm	30	16	\$174.38	\$1.54	\$2,310.25	\$403.83	\$625.48	\$3,712.47	\$830.34	\$625.48	\$4,542.81	\$5,168.29	\$99.39
168	2326	2 bdrm	33	23	\$191.82	\$1.69	\$2,541.27	\$444.21	\$899.13	\$4,083.71	\$913.38	\$899.13	\$4,997.09	\$5,896.22	\$113.39

**Body Corporate for "The Victoria"**  
**12-22 Albert Avenue, Broadbeach QLD**

**SCHEDULE OF PROPOSED CONTRIBUTIONS**

Total Number of Lots	278
Administrative fund contribution per unit of contribution lot entitlement (Annual Contribution)	\$ 134.12
Sinking fund contribution per unit of contribution lot entitlement (Annual Contribution)	\$ 27.68
Insurance contribution per unit of interest lot entitlement (Annual Contribution)	\$ 38.98

Lot Count	Lot / Unit Number	Number of Bedrooms	Contribution Lot Entitlements	Interest Lot Entitlements	AGREEMENTS (not part of calculations but included in Admin Fund)				A	B	C	(A)	(B + C)	(A + B + C)	Total Weekly Contribution Including Insurance
					Body Corporate Management (Including PP&S)	Building Management Agreement	Caretaking Agreement	Bulk Embedded Network Agreement (Energy Trade)							
169	2331	3 bdrm	38	42	\$220.88	\$1.95	\$2,926.32	\$511.51	\$1,641.89	\$4,702.46	\$1,051.77	\$1,641.89	\$5,754.22	\$7,396.11	\$142.23
170	2332	3 bdrm	39	52	\$226.69	\$2.00	\$3,003.32	\$524.98	\$2,032.81	\$4,826.21	\$1,079.44	\$2,032.81	\$5,905.65	\$7,938.47	\$152.66
171	2333	2 bdrm	32	24	\$186.00	\$1.64	\$2,464.27	\$430.75	\$938.22	\$3,959.97	\$885.70	\$938.22	\$4,845.66	\$5,783.88	\$111.23
172	2334	2 bdrm	33	30	\$191.82	\$1.69	\$2,541.27	\$444.21	\$1,172.78	\$4,083.71	\$913.38	\$1,172.78	\$4,997.09	\$6,169.87	\$118.65
173	2335	1.5 bdrm	30	16	\$174.38	\$1.54	\$2,310.25	\$403.83	\$625.48	\$3,712.47	\$830.34	\$625.48	\$4,542.81	\$5,168.29	\$99.39
174	2336	2 bdrm	33	23	\$191.82	\$1.69	\$2,541.27	\$444.21	\$899.13	\$4,083.71	\$913.38	\$899.13	\$4,997.09	\$5,896.22	\$113.39
175	2341	3 bdrm	38	43	\$220.88	\$1.95	\$2,926.32	\$511.51	\$1,680.98	\$4,702.46	\$1,051.77	\$1,680.98	\$5,754.22	\$7,435.21	\$142.98
176	2342	3 bdrm	39	52	\$226.69	\$2.00	\$3,003.32	\$524.98	\$2,032.81	\$4,826.21	\$1,079.44	\$2,032.81	\$5,905.65	\$7,938.47	\$152.66
177	2343	2 bdrm	32	25	\$186.00	\$1.64	\$2,464.27	\$430.75	\$977.31	\$3,959.97	\$885.70	\$977.31	\$4,845.66	\$5,822.98	\$111.98
178	2344	2 bdrm	33	30	\$191.82	\$1.69	\$2,541.27	\$444.21	\$1,172.78	\$4,083.71	\$913.38	\$1,172.78	\$4,997.09	\$6,169.87	\$118.65
179	2345	1.5 bdrm	30	16	\$174.38	\$1.54	\$2,310.25	\$403.83	\$625.48	\$3,712.47	\$830.34	\$625.48	\$4,542.81	\$5,168.29	\$99.39
180	2346	2 bdrm	33	23	\$191.82	\$1.69	\$2,541.27	\$444.21	\$899.13	\$4,083.71	\$913.38	\$899.13	\$4,997.09	\$5,896.22	\$113.39
181	2351	3 bdrm	38	43	\$220.88	\$1.95	\$2,926.32	\$511.51	\$1,680.98	\$4,702.46	\$1,051.77	\$1,680.98	\$5,754.22	\$7,435.21	\$142.98
182	2352	3 bdrm	39	53	\$226.69	\$2.00	\$3,003.32	\$524.98	\$2,071.91	\$4,826.21	\$1,079.44	\$2,071.91	\$5,905.65	\$7,977.56	\$153.41
183	2353	2 bdrm	32	25	\$186.00	\$1.64	\$2,464.27	\$430.75	\$977.31	\$3,959.97	\$885.70	\$977.31	\$4,845.66	\$5,822.98	\$111.98
184	2354	2 bdrm	33	30	\$191.82	\$1.69	\$2,541.27	\$444.21	\$1,172.78	\$4,083.71	\$913.38	\$1,172.78	\$4,997.09	\$6,169.87	\$118.65
185	2355	1.5 bdrm	30	16	\$174.38	\$1.54	\$2,310.25	\$403.83	\$625.48	\$3,712.47	\$830.34	\$625.48	\$4,542.81	\$5,168.29	\$99.39
186	2356	2 bdrm	33	23	\$191.82	\$1.69	\$2,541.27	\$444.21	\$899.13	\$4,083.71	\$913.38	\$899.13	\$4,997.09	\$5,896.22	\$113.39
187	2361	3 bdrm	38	43	\$220.88	\$1.95	\$2,926.32	\$511.51	\$1,680.98	\$4,702.46	\$1,051.77	\$1,680.98	\$5,754.22	\$7,435.21	\$142.98
188	2362	3 bdrm	39	53	\$226.69	\$2.00	\$3,003.32	\$524.98	\$2,071.91	\$4,826.21	\$1,079.44	\$2,071.91	\$5,905.65	\$7,977.56	\$153.41
189	2363	2 bdrm	32	25	\$186.00	\$1.64	\$2,464.27	\$430.75	\$977.31	\$3,959.97	\$885.70	\$977.31	\$4,845.66	\$5,822.98	\$111.98

**Body Corporate for "The Victoria"**  
**12-22 Albert Avenue, Broadbeach QLD**

**SCHEDULE OF PROPOSED CONTRIBUTIONS**

Total Number of Lots	278
Administrative fund contribution per unit of contribution lot entitlement (Annual Contribution)	\$ 134.12
Sinking fund contribution per unit of contribution lot entitlement (Annual Contribution)	\$ 27.68
Insurance contribution per unit of interest lot entitlement (Annual Contribution)	\$ 38.98

Lot Count	Lot / Unit Number	Number of Bedrooms	Contribution Lot Entitlements	Interest Lot Entitlements	AGREEMENTS (not part of calculations but included in Admin Fund)				A	B	C	(A)	(B + C)	(A + B + C)	Total Weekly Contribution Including Insurance
					Body Corporate Management (including PP&S)	Building Management Agreement	Caretaking Agreement	Bulk Embedded Network Agreement (Energy Trade)							
190	2364	2 bdrm	33	30	\$191.82	\$1.69	\$2,541.27	\$444.21	\$1,172.78	\$4,083.71	\$913.38	\$1,172.78	\$4,997.09	\$6,169.87	\$118.65
191	2365	1.5 bdrm	30	16	\$174.38	\$1.54	\$2,310.25	\$403.83	\$625.48	\$3,712.47	\$830.34	\$625.48	\$4,542.81	\$5,168.29	\$99.39
192	2366	2 bdrm	33	23	\$191.82	\$1.69	\$2,541.27	\$444.21	\$899.13	\$4,083.71	\$913.38	\$899.13	\$4,997.09	\$5,896.22	\$113.39
193	2371	3 bdrm	38	43	\$220.88	\$1.95	\$2,926.32	\$511.51	\$1,680.98	\$4,702.46	\$1,051.77	\$1,680.98	\$5,754.22	\$7,435.21	\$142.98
194	2372	3 bdrm	39	53	\$226.69	\$2.00	\$3,003.32	\$524.98	\$2,071.91	\$4,826.21	\$1,079.44	\$2,071.91	\$5,905.65	\$7,977.56	\$153.41
195	2373	2 bdrm	32	25	\$186.00	\$1.64	\$2,464.27	\$430.75	\$977.31	\$3,959.97	\$885.70	\$977.31	\$4,845.66	\$5,822.98	\$111.98
196	2374	2 bdrm	33	30	\$191.82	\$1.69	\$2,541.27	\$444.21	\$1,172.78	\$4,083.71	\$913.38	\$1,172.78	\$4,997.09	\$6,169.87	\$118.65
197	2375	1.5 bdrm	30	16	\$174.38	\$1.54	\$2,310.25	\$403.83	\$625.48	\$3,712.47	\$830.34	\$625.48	\$4,542.81	\$5,168.29	\$99.39
198	2376	2 bdrm	33	24	\$191.82	\$1.69	\$2,541.27	\$444.21	\$938.22	\$4,083.71	\$913.38	\$938.22	\$4,997.09	\$5,935.31	\$114.14
199	2381	3 bdrm	38	44	\$220.88	\$1.95	\$2,926.32	\$511.51	\$1,720.07	\$4,702.46	\$1,051.77	\$1,720.07	\$5,754.22	\$7,474.30	\$143.74
200	2382	3 bdrm	39	53	\$226.69	\$2.00	\$3,003.32	\$524.98	\$2,071.91	\$4,826.21	\$1,079.44	\$2,071.91	\$5,905.65	\$7,977.56	\$153.41
201	2383	2 bdrm	32	25	\$186.00	\$1.64	\$2,464.27	\$430.75	\$977.31	\$3,959.97	\$885.70	\$977.31	\$4,845.66	\$5,822.98	\$111.98
202	2384	2 bdrm	33	30	\$191.82	\$1.69	\$2,541.27	\$444.21	\$1,172.78	\$4,083.71	\$913.38	\$1,172.78	\$4,997.09	\$6,169.87	\$118.65
203	2385	1.5 bdrm	30	16	\$174.38	\$1.54	\$2,310.25	\$403.83	\$625.48	\$3,712.47	\$830.34	\$625.48	\$4,542.81	\$5,168.29	\$99.39
204	2386	2 bdrm	33	24	\$191.82	\$1.69	\$2,541.27	\$444.21	\$938.22	\$4,083.71	\$913.38	\$938.22	\$4,997.09	\$5,935.31	\$114.14
205	2391	3 bdrm	38	44	\$220.88	\$1.95	\$2,926.32	\$511.51	\$1,720.07	\$4,702.46	\$1,051.77	\$1,720.07	\$5,754.22	\$7,474.30	\$143.74
206	2392	3 bdrm	39	54	\$226.69	\$2.00	\$3,003.32	\$524.98	\$2,111.00	\$4,826.21	\$1,079.44	\$2,111.00	\$5,905.65	\$8,016.65	\$154.17
207	2393	2 bdrm	32	25	\$186.00	\$1.64	\$2,464.27	\$430.75	\$977.31	\$3,959.97	\$885.70	\$977.31	\$4,845.66	\$5,822.98	\$111.98
208	2394	2 bdrm	33	30	\$191.82	\$1.69	\$2,541.27	\$444.21	\$1,172.78	\$4,083.71	\$913.38	\$1,172.78	\$4,997.09	\$6,169.87	\$118.65
209	2395	1.5 bdrm	30	16	\$174.38	\$1.54	\$2,310.25	\$403.83	\$625.48	\$3,712.47	\$830.34	\$625.48	\$4,542.81	\$5,168.29	\$99.39
210	2396	2 bdrm	33	24	\$191.82	\$1.69	\$2,541.27	\$444.21	\$938.22	\$4,083.71	\$913.38	\$938.22	\$4,997.09	\$5,935.31	\$114.14

**Body Corporate for "The Victoria"**  
**12-22 Albert Avenue, Broadbeach QLD**

**SCHEDULE OF PROPOSED CONTRIBUTIONS**

Total Number of Lots	278
Administrative fund contribution per unit of contribution lot entitlement (Annual Contribution)	\$ 134.12
Sinking fund contribution per unit of contribution lot entitlement (Annual Contribution)	\$ 27.68
Insurance contribution per unit of interest lot entitlement (Annual Contribution)	\$ 38.98

Lot Count	Lot / Unit Number	Number of Bedrooms	Contribution Lot Entitlements	Interest Lot Entitlements	AGREEMENTS (not part of calculations but included in Admin Fund)				A	B	C	(A)	(B + C)	(A + B + C)	Total Weekly Contribution Including Insurance
					Body Corporate Management (including PP&S)	Building Management Agreement	Caretaking Agreement	Bulk Embedded Network Agreement (Energy Trade)							
211	2401	3 bdrm	38	44	\$220.88	\$1.95	\$2,926.32	\$511.51	\$1,720.07	\$4,702.46	\$1,051.77	\$1,720.07	\$5,754.22	\$7,474.30	\$143.74
212	2402	3 bdrm	39	54	\$226.69	\$2.00	\$3,003.32	\$524.98	\$2,111.00	\$4,826.21	\$1,079.44	\$2,111.00	\$5,905.65	\$8,016.65	\$154.17
213	2403	2 bdrm	32	25	\$186.00	\$1.64	\$2,464.27	\$430.75	\$977.31	\$3,959.97	\$885.70	\$977.31	\$4,845.66	\$5,822.98	\$111.98
214	2404	2 bdrm	33	31	\$191.82	\$1.69	\$2,541.27	\$444.21	\$1,211.87	\$4,083.71	\$913.38	\$1,211.87	\$4,997.09	\$6,208.96	\$119.40
215	2405	1.5 bdrm	30	16	\$174.38	\$1.54	\$2,310.25	\$403.83	\$625.48	\$3,712.47	\$830.34	\$625.48	\$4,542.81	\$5,168.29	\$99.39
216	2406	2 bdrm	33	24	\$191.82	\$1.69	\$2,541.27	\$444.21	\$938.22	\$4,083.71	\$913.38	\$938.22	\$4,997.09	\$5,935.31	\$114.14
217	2411	3 bdrm	38	44	\$220.88	\$1.95	\$2,926.32	\$511.51	\$1,720.07	\$4,702.46	\$1,051.77	\$1,720.07	\$5,754.22	\$7,474.30	\$143.74
218	2412	3 bdrm	39	55	\$226.69	\$2.00	\$3,003.32	\$524.98	\$2,150.09	\$4,826.21	\$1,079.44	\$2,150.09	\$5,905.65	\$8,055.74	\$154.92
219	2413	2 bdrm	32	26	\$186.00	\$1.64	\$2,464.27	\$430.75	\$1,016.41	\$3,959.97	\$885.70	\$1,016.41	\$4,845.66	\$5,862.07	\$112.73
220	2414	2 bdrm	33	31	\$191.82	\$1.69	\$2,541.27	\$444.21	\$1,211.87	\$4,083.71	\$913.38	\$1,211.87	\$4,997.09	\$6,208.96	\$119.40
221	2415	1.5 bdrm	30	16	\$174.38	\$1.54	\$2,310.25	\$403.83	\$625.48	\$3,712.47	\$830.34	\$625.48	\$4,542.81	\$5,168.29	\$99.39
222	2416	2 bdrm	33	24	\$191.82	\$1.69	\$2,541.27	\$444.21	\$938.22	\$4,083.71	\$913.38	\$938.22	\$4,997.09	\$5,935.31	\$114.14
223	2421	3 bdrm	38	45	\$220.88	\$1.95	\$2,926.32	\$511.51	\$1,759.17	\$4,702.46	\$1,051.77	\$1,759.17	\$5,754.22	\$7,513.39	\$144.49
224	2422	3 bdrm	39	56	\$226.69	\$2.00	\$3,003.32	\$524.98	\$2,189.18	\$4,826.21	\$1,079.44	\$2,189.18	\$5,905.65	\$8,094.84	\$155.67
225	2423	2 bdrm	32	26	\$186.00	\$1.64	\$2,464.27	\$430.75	\$1,016.41	\$3,959.97	\$885.70	\$1,016.41	\$4,845.66	\$5,862.07	\$112.73
226	2424	2 bdrm	33	32	\$191.82	\$1.69	\$2,541.27	\$444.21	\$1,250.96	\$4,083.71	\$913.38	\$1,250.96	\$4,997.09	\$6,248.05	\$120.15
227	2425	1.5 bdrm	30	16	\$174.38	\$1.54	\$2,310.25	\$403.83	\$625.48	\$3,712.47	\$830.34	\$625.48	\$4,542.81	\$5,168.29	\$99.39
228	2426	2 bdrm	33	24	\$191.82	\$1.69	\$2,541.27	\$444.21	\$938.22	\$4,083.71	\$913.38	\$938.22	\$4,997.09	\$5,935.31	\$114.14
229	2431	3 bdrm	38	45	\$220.88	\$1.95	\$2,926.32	\$511.51	\$1,759.17	\$4,702.46	\$1,051.77	\$1,759.17	\$5,754.22	\$7,513.39	\$144.49
230	2432	3 bdrm	39	56	\$226.69	\$2.00	\$3,003.32	\$524.98	\$2,189.18	\$4,826.21	\$1,079.44	\$2,189.18	\$5,905.65	\$8,094.84	\$155.67
231	2433	2 bdrm	32	26	\$186.00	\$1.64	\$2,464.27	\$430.75	\$1,016.41	\$3,959.97	\$885.70	\$1,016.41	\$4,845.66	\$5,862.07	\$112.73

**Body Corporate for "The Victoria"**  
**12-22 Albert Avenue, Broadbeach QLD**

**SCHEDULE OF PROPOSED CONTRIBUTIONS**

Total Number of Lots	278
Administrative fund contribution per unit of contribution lot entitlement (Annual Contribution)	\$ 134.12
Sinking fund contribution per unit of contribution lot entitlement (Annual Contribution)	\$ 27.68
Insurance contribution per unit of interest lot entitlement (Annual Contribution)	\$ 38.98

Lot Count	Lot / Unit Number	Number of Bedrooms	Contribution Lot Entitlements	Interest Lot Entitlements	AGREEMENTS (not part of calculations but included in Admin Fund)				A	B	C	(A)	(B + C)	(A + B + C)	Total Weekly Contribution Including Insurance
					Body Corporate Management (Including PP&S)	Building Management Agreement	Caretaking Agreement	Bulk Embedded Network Agreement (Energy Trade)							
232	2434	2 bdrm	33	32	\$191.82	\$1.69	\$2,541.27	\$444.21	\$1,250.96	\$4,083.71	\$913.38	\$1,250.96	\$4,997.09	\$6,248.05	\$120.15
233	2435	1.5 bdrm	30	16	\$174.38	\$1.54	\$2,310.25	\$403.83	\$625.48	\$3,712.47	\$830.34	\$625.48	\$4,542.81	\$5,168.29	\$99.39
234	2436	2 bdrm	33	24	\$191.82	\$1.69	\$2,541.27	\$444.21	\$938.22	\$4,083.71	\$913.38	\$938.22	\$4,997.09	\$5,935.31	\$114.14
235	2441	3 bdrm	38	45	\$220.88	\$1.95	\$2,926.32	\$511.51	\$1,759.17	\$4,702.46	\$1,051.77	\$1,759.17	\$5,754.22	\$7,513.39	\$144.49
236	2442	3 bdrm	39	56	\$226.69	\$2.00	\$3,003.32	\$524.98	\$2,189.18	\$4,826.21	\$1,079.44	\$2,189.18	\$5,905.65	\$8,094.84	\$155.67
237	2443	2 bdrm	32	26	\$186.00	\$1.64	\$2,464.27	\$430.75	\$1,016.41	\$3,959.97	\$885.70	\$1,016.41	\$4,845.66	\$5,862.07	\$112.73
238	2444	2 bdrm	33	32	\$191.82	\$1.69	\$2,541.27	\$444.21	\$1,250.96	\$4,083.71	\$913.38	\$1,250.96	\$4,997.09	\$6,248.05	\$120.15
239	2445	1.5 bdrm	30	17	\$174.38	\$1.54	\$2,310.25	\$403.83	\$664.57	\$3,712.47	\$830.34	\$664.57	\$4,542.81	\$5,207.38	\$100.14
240	2446	2 bdrm	33	24	\$191.82	\$1.69	\$2,541.27	\$444.21	\$938.22	\$4,083.71	\$913.38	\$938.22	\$4,997.09	\$5,935.31	\$114.14
241	2451	3 bdrm	38	45	\$220.88	\$1.95	\$2,926.32	\$511.51	\$1,759.17	\$4,702.46	\$1,051.77	\$1,759.17	\$5,754.22	\$7,513.39	\$144.49
242	2452	3 bdrm	39	56	\$226.69	\$2.00	\$3,003.32	\$524.98	\$2,189.18	\$4,826.21	\$1,079.44	\$2,189.18	\$5,905.65	\$8,094.84	\$155.67
243	2453	2 bdrm	32	27	\$186.00	\$1.64	\$2,464.27	\$430.75	\$1,055.50	\$3,959.97	\$885.70	\$1,055.50	\$4,845.66	\$5,901.16	\$113.48
244	2454	2 bdrm	33	32	\$191.82	\$1.69	\$2,541.27	\$444.21	\$1,250.96	\$4,083.71	\$913.38	\$1,250.96	\$4,997.09	\$6,248.05	\$120.15
245	2455	1.5 bdrm	30	17	\$174.38	\$1.54	\$2,310.25	\$403.83	\$664.57	\$3,712.47	\$830.34	\$664.57	\$4,542.81	\$5,207.38	\$100.14
246	2456	2 bdrm	33	24	\$191.82	\$1.69	\$2,541.27	\$444.21	\$938.22	\$4,083.71	\$913.38	\$938.22	\$4,997.09	\$5,935.31	\$114.14
247	2461	3 bdrm	38	45	\$220.88	\$1.95	\$2,926.32	\$511.51	\$1,759.17	\$4,702.46	\$1,051.77	\$1,759.17	\$5,754.22	\$7,513.39	\$144.49
248	2462	3 bdrm	39	57	\$226.69	\$2.00	\$3,003.32	\$524.98	\$2,228.28	\$4,826.21	\$1,079.44	\$2,228.28	\$5,905.65	\$8,133.93	\$156.42
249	2463	2 bdrm	32	27	\$186.00	\$1.64	\$2,464.27	\$430.75	\$1,055.50	\$3,959.97	\$885.70	\$1,055.50	\$4,845.66	\$5,901.16	\$113.48
250	2464	2 bdrm	33	32	\$191.82	\$1.69	\$2,541.27	\$444.21	\$1,250.96	\$4,083.71	\$913.38	\$1,250.96	\$4,997.09	\$6,248.05	\$120.15
251	2465	1.5 bdrm	30	17	\$174.38	\$1.54	\$2,310.25	\$403.83	\$664.57	\$3,712.47	\$830.34	\$664.57	\$4,542.81	\$5,207.38	\$100.14
252	2466	2 bdrm	33	25	\$191.82	\$1.69	\$2,541.27	\$444.21	\$977.31	\$4,083.71	\$913.38	\$977.31	\$4,997.09	\$5,974.40	\$114.89

**Body Corporate for "The Victoria"**  
**12-22 Albert Avenue, Broadbeach QLD**

**SCHEDULE OF PROPOSED CONTRIBUTIONS**

Total Number of Lots	278
Administrative fund contribution per unit of contribution lot entitlement (Annual Contribution)	\$ 134.12
Sinking fund contribution per unit of contribution lot entitlement (Annual Contribution)	\$ 27.68
Insurance contribution per unit of interest lot entitlement (Annual Contribution)	\$ 38.98

Lot Count	Lot / Unit Number	Number of Bedrooms	Contribution Lot Entitlements	Interest Lot Entitlements	AGREEMENTS (not part of calculations but included in Admin Fund)				A	B	C	(A)	(B + C)	(A + B + C)	Total Weekly Contribution Including Insurance
					Body Corporate Management (Including PP&S)	Building Management Agreement	Caretaking Agreement	Bulk Embedded Network Agreement (Energy Trade)							
253	2471	3 bdrm	38	46	\$220.88	\$1.95	\$2,926.32	\$511.51	\$1,798.26	\$4,702.46	\$1,051.77	\$1,798.26	\$5,754.22	\$7,552.48	\$145.24
254	2472	3 bdrm	39	57	\$226.69	\$2.00	\$3,003.32	\$524.98	\$2,228.28	\$4,826.21	\$1,079.44	\$2,228.28	\$5,905.65	\$8,133.93	\$156.42
255	2473	2 bdrm	32	27	\$186.00	\$1.64	\$2,464.27	\$430.75	\$1,055.50	\$3,959.97	\$885.70	\$1,055.50	\$4,845.66	\$5,901.16	\$113.48
256	2474	2 bdrm	33	32	\$191.82	\$1.69	\$2,541.27	\$444.21	\$1,250.96	\$4,083.71	\$913.38	\$1,250.96	\$4,997.09	\$6,248.05	\$120.15
257	2475	1.5 bdrm	30	17	\$174.38	\$1.54	\$2,310.25	\$403.83	\$664.57	\$3,712.47	\$830.34	\$664.57	\$4,542.81	\$5,207.38	\$100.14
258	2476	2 bdrm	33	25	\$191.82	\$1.69	\$2,541.27	\$444.21	\$977.31	\$4,083.71	\$913.38	\$977.31	\$4,997.09	\$5,974.40	\$114.89
259	2481	4 bdrm	47	82	\$273.19	\$2.41	\$3,619.39	\$632.66	\$3,205.59	\$5,816.20	\$1,300.87	\$3,205.59	\$7,117.07	\$10,322.66	\$198.51
260	2482	3.5 bdrm	42	61	\$244.13	\$2.15	\$3,234.35	\$565.36	\$2,384.65	\$5,197.45	\$1,162.48	\$2,384.65	\$6,359.93	\$8,744.58	\$168.16
261	2483	3.5 bdrm	43	64	\$249.94	\$2.21	\$3,311.36	\$578.82	\$2,501.92	\$5,321.20	\$1,190.16	\$2,501.92	\$6,511.36	\$9,013.28	\$173.33
262	2491	4 bdrm	47	83	\$273.19	\$2.41	\$3,619.39	\$632.66	\$3,244.68	\$5,816.20	\$1,300.87	\$3,244.68	\$7,117.07	\$10,361.75	\$199.26
263	2492	3.5 bdrm	42	62	\$244.13	\$2.15	\$3,234.35	\$565.36	\$2,423.74	\$5,197.45	\$1,162.48	\$2,423.74	\$6,359.93	\$8,783.67	\$168.92
264	2493	3.5 bdrm	43	65	\$249.94	\$2.21	\$3,311.36	\$578.82	\$2,541.02	\$5,321.20	\$1,190.16	\$2,541.02	\$6,511.36	\$9,052.38	\$174.08
265	2501	4 bdrm	47	84	\$273.19	\$2.41	\$3,619.39	\$632.66	\$3,283.78	\$5,816.20	\$1,300.87	\$3,283.78	\$7,117.07	\$10,400.84	\$200.02
266	2502	3.5 bdrm	42	63	\$244.13	\$2.15	\$3,234.35	\$565.36	\$2,462.83	\$5,197.45	\$1,162.48	\$2,462.83	\$6,359.93	\$8,822.76	\$169.67
267	2503	3.5 bdrm	43	66	\$249.94	\$2.21	\$3,311.36	\$578.82	\$2,580.11	\$5,321.20	\$1,190.16	\$2,580.11	\$6,511.36	\$9,091.47	\$174.84
268	2511	4 bdrm	47	84	\$273.19	\$2.41	\$3,619.39	\$632.66	\$3,283.78	\$5,816.20	\$1,300.87	\$3,283.78	\$7,117.07	\$10,400.84	\$200.02
269	2512	3.5 bdrm	42	64	\$244.13	\$2.15	\$3,234.35	\$565.36	\$2,501.92	\$5,197.45	\$1,162.48	\$2,501.92	\$6,359.93	\$8,861.86	\$170.42
270	2513	3.5 bdrm	43	66	\$249.94	\$2.21	\$3,311.36	\$578.82	\$2,580.11	\$5,321.20	\$1,190.16	\$2,580.11	\$6,511.36	\$9,091.47	\$174.84
271	2521	4 bdrm	47	85	\$273.19	\$2.41	\$3,619.39	\$632.66	\$3,322.87	\$5,816.20	\$1,300.87	\$3,322.87	\$7,117.07	\$10,439.94	\$200.77
272	2522	3.5 bdrm	42	64	\$244.13	\$2.15	\$3,234.35	\$565.36	\$2,501.92	\$5,197.45	\$1,162.48	\$2,501.92	\$6,359.93	\$8,861.86	\$170.42
273	2523	3.5 bdrm	43	67	\$249.94	\$2.21	\$3,311.36	\$578.82	\$2,619.20	\$5,321.20	\$1,190.16	\$2,619.20	\$6,511.36	\$9,130.56	\$175.59

**Body Corporate for "The Victoria"**  
**12-22 Albert Avenue, Broadbeach QLD**

**SCHEDULE OF PROPOSED CONTRIBUTIONS**

Total Number of Lots	278
Administrative fund contribution per unit of contribution lot entitlement (Annual Contribution)	\$ 134.12
Sinking fund contribution per unit of contribution lot entitlement (Annual Contribution)	\$ 27.68
Insurance contribution per unit of interest lot entitlement (Annual Contribution)	\$ 38.98

Lot Count	Lot / Unit Number	Number of Bedrooms	Contribution Lot Entitlements	Interest Lot Entitlements	AGREEMENTS (not part of calculations but included in Admin Fund)				A	B	C	(A)	(B + C)	(A + B + C)	Total Weekly Contribution Including Insurance
					Body Corporate Management (Including PP&S)	Building Management Agreement	Caretaking Agreement	Bulk Embedded Network Agreement (Energy Trade)							
274	2531	4 bdrm	47	86	\$273.19	\$2.41	\$3,619.39	\$632.66	\$3,361.96	\$5,816.20	\$1,300.87	\$3,361.96	\$7,117.07	\$10,479.03	\$201.52
275	2532	3.5 bdrm	42	65	\$244.13	\$2.15	\$3,234.35	\$565.36	\$2,541.02	\$5,197.45	\$1,162.48	\$2,541.02	\$6,359.93	\$8,900.95	\$171.17
276	2533	3.5 bdrm	43	68	\$249.94	\$2.21	\$3,311.36	\$578.82	\$2,658.30	\$5,321.20	\$1,190.16	\$2,658.30	\$6,511.36	\$9,169.65	\$176.34
277	2541	4.5 bdrm	70	329	\$406.88	\$3.59	\$5,390.58	\$942.26	\$12,861.46	\$8,662.42	\$1,937.46	\$12,861.46	\$10,599.89	\$23,461.34	\$451.18
278	2551	4.5 bdrm	70	334	\$406.88	\$3.59	\$5,390.58	\$942.26	\$13,056.92	\$8,662.42	\$1,937.46	\$13,056.92	\$10,599.89	\$23,656.81	\$454.94
<b>278</b>	<b>278</b>		<b>9747</b>	<b>9720</b>	<b>\$56,655.60</b>	<b>\$500.00</b>	<b>\$750,600.00</b>	<b>\$131,203.45</b>	<b>\$379,979.82</b>	<b>\$1,206,180.61</b>	<b>\$269,778.00</b>	<b>\$379,979.82</b>	<b>\$1,475,958.61</b>	<b>\$1,855,938.43</b>	<b>\$35,691.12</b>

MAX	MAX	70	334	MAX	\$23,656.81	\$454.94
MIN	MIN	30	13	MIN	\$5,051.01	\$97.13
MEAN	MEAN	35	35	MEAN	\$6,676.04	\$128.39

Please note Please note the figures above are inclusive of GST



V&A is a landmark precinct that will forever define Broadbeach. A project that ambitious requires a team of passionate, dedicated and highly experienced collaborators to bring it to life.

Highly regarded developers Iris Capital, have assembled just such a team, comprised of innovators and industry leaders. Together, their shared expertise and vision will deliver a lifestyle destination that will command attention, and that residents will feel proud to call home.



Susan Rossi, Director of Interior Design/Architect – DBI  
Neil Clarke, Associate Director/Architect – DBI  
Terry Ourari, Design Lead – DBI  
Raith Anderson, Managing Director/Architect – DBI

DEVELOPER — IRIS CAPITAL

Established in 1995, Iris Capital is a fully integrated development and hospitality group, driven by a passion for creating places people love. They believe in recognising and unlocking the potential in key locations, to deliver destinations that redefine a sense of place and lifestyle.

Dynamic energy infuses everything they do, whether it's creating a new environment destination, a collection of spectacular residences, or rejuvenating an entire city centre. At Iris Capital, they realise opportunity comes from the relationships and communities they create, so they never forget that real people and places are the foundation of their success.

V&A represents their largest foray into the Queensland market. It is a bold first step, however, their pedigree in rejuvenating existing urban centres is first class. Their work at East End in Newcastle has delivered a vibrant new neighbourhood where people can live, work, and play with everything they need on their doorstep. V&A will bring the same model to Broadbeach, creating a legacy that will define the area for generations.



QUEENSGATE, POTTS POINT, SYDNEY



EAST END, STAGE 1, NEWCASTLE



EAST END, STAGE 1, NEWCASTLE DETAIL  
CLOVELLY APARTMENTS, CLOVELLY BEACH

ARCHITECTURE & INTERIORS — DBI

DBI was founded in Australia in 1980. For over 40 years, the firm has been driven by innovation in both form and function, putting the human experience as the centrepiece of every project outcome.

Their design ethos is based on the seamless integration of the built structure, the direct environment in which it lives and the positive lifestyle interaction it generates through its urban inhabitancy.

They're progressive in their collaborative approach to cultural contribution, embracing local customs and stakeholders to deliver exceptional experiences for the people. Their team is ahead of the industry curve in their respective disciplines, striving for leading-edge solutions that push traditional design paradigms into daring new frontiers.

With success stories all over the globe, DBI continue to expand their portfolio with like-minded partners who are passionate in making meaningful statements of structural impact for society to embrace and enjoy.

At V&A, DBI are composing not only the majestic architecture of the structure, but also the stunning interior design of each residence and the spectacular interiors and landscape architecture of the shared amenity spaces. Their expertise and intimate understanding of Gold Coast living has allowed them to create spaces that unite form and function in perfect harmony.



JEWEL, GOLD COAST  
JW MARRIOTT, GOLD COAST



W HOTEL, BRISBANE

V&A

VICTORIA & ALBERT  
BROADBEACH

20 ALBERT AVENUE BROADBEACH, GOLD COAST  
VABROADBEACH.COM.AU

iris DBI Colliers

This document has been prepared by Iris Capital and Colliers International for advertising and general information only. Iris Capital and Colliers International does not guarantee, warrant or represent that the information contained in this document is correct. Any interested parties should undertake their own enquiries as to the accuracy of the information. Iris Capital and Colliers International excludes unequivocally all inferred or implied terms, conditions and warranties arising out of this document and excludes liability for loss and damage arising there from. Images are computer generated and indicative only of the generally intended development. Images are not to be relied on as a guarantee or representation that a prospective purchaser will receive the view, development layout, specification and/or construction depicted here. The actual view, development layout, specification and construction may vary materially from the image depicted. Colliers and Iris Capital reserve the right, without notice, to vary or amend the view, layout, specification or construction of the development without varying or amending the images. Designed by Tomorrow Agency.

