

































STANDARD INTERNAL COLOUR SCHEME SELECTION

Colour Scheme *	Balowrie (Light) Scheme	Images	Riverview (Medium) Scheme	Images	Hillside (Dark) Scheme	Images
General Floor Hybrid Timber Look Flooring (Living, dining & kitchen entry and hallway)	Murrumbidgee		Barwon		Cooper Creek	
Wall & Ceiling Paint	Crisp White		Crisp White		Crisp White	
Carpet	Nova Scotia		Buenos Aires		Helsinki	
Kitchen Bench Top	20mm Reconstituted Stone "Snow" thick with waterfall ends to kitchen benchtop		20mm Reconstituted Stone "Snow" thick with waterfall ends to kitchen benchtop		20mm Reconstituted Stone "Raven" thick with waterfall ends to kitchen benchtop	
Vanity Bench top (Ensuite, Bathroom & Laundry)	20mm thick Reconstituted Stone "Snow"		20mm thick Reconstituted Stone "Snow"		20mm thick Reconstituted Stone "Raven"	
Kitchen Cabinetry	Classic White Matt - Polytec		Classic White Matt - Polytec		Classic White Matt - Polytec	
Overhead Cupboard, Island cladding & Bathroom Cabinetry	Natural Oak Matt - Polytec		Belgian Oak Matt - Polytec		Belgian Oak Matt - Polytec	
Kickboard	Laminate Brushed Aluminium		Laminate Brushed Aluminium		Laminate Brushed Aluminium	
Kitchen/Laundry Splash Back & Bathroom/Ensuite Wall Tiles	600x300 Gloss White Tile		600x300 Gloss White Tile		600x300 Gloss White Tile	
Floor Tile Wet Areas	300x300 Ceramic Concretestone Beige		300x300 Ceramic Concretestone Greige		300 x 300 Ceramic Concretestone Black	
Please tick selected colour scheme	Balowrie (Light) Scheme	<input type="checkbox"/>	Riverview (Medium) Scheme	<input type="checkbox"/>	Hillside (Dark) Scheme	<input type="checkbox"/>

Client/s Name & Signature: _____ Date: _____

*Product images may differ from actual product. The availability of products, or the products themselves, may change at any time without notice.
 **Colour Disclaimer: Please note that whilst every effort is made to display products as accurately as possible, colour variation might occur due to different computer monitors or printing.
 ***Note: Changes to any Internal Pre-Selected Colour Scheme will incur a \$2000 admin fee.
 ****POA